




Pacific
Community
Communauté
du Pacifique

SUSTAINABLE DEVELOPMENT GOALS | IN THE PACIFIC

The **132 indicators**
in this booklet represent the subset of SDGs selected
by the Pacific SDG Taskforce,
as part of the Pacific Roadmap
for Sustainable Development.



SUSTAINABLE DEVELOPMENT GOALS
17 GOALS TO TRANSFORM OUR WORLD

1 NO POVERTY





- 1.1.1** Proportion of population below the international poverty line, by sex, age, employment status and geographical location (urban/rural)
- 1.2.1** Proportion of population living below the national poverty line, by sex and age
- 1.2.2** Proportion of men, women and children of all ages living in poverty in all its dimensions according to national definitions
- 1.3.1** Proportion of population covered by social protection floors/systems, by sex, distinguishing children, unemployed persons, older persons, persons with disabilities, pregnant women, newborns, work-injury victims and the poor and the vulnerable
- 1.4.1** Proportion of population living in households with access to basic services

2 ZERO HUNGER





- 2.1.1** Prevalence of undernourishment
- 2.2.1** Prevalence of stunting (height for age <-2 standard deviation from the median of the World Health Organization (WHO) Child Growth Standards) among children under 5 years of age
- 2.2.2** Prevalence of malnutrition (weight for height $>+2$ or <-2 standard deviation from the median of the WHO Child Growth Standards) among children under 5 years of age, by type (wasting and overweight)
- 2.3.2** Average income of small-scale food producers, by sex and indigenous status
- 2.4.1** Proportion of agricultural area under productive and sustainable agriculture
- 2.5.1** Number of plant and animal genetic resources for food and agriculture secured in either medium or long-term conservation facilities
- 2.a.1** The agriculture orientation index for government expenditures

3 GOOD HEALTH AND WELL-BEING






- 3.1.1** Maternal mortality ratio
- 3.1.2** Proportion of births attended by skilled health personnel
- 3.2.1** Under-five years mortality rate
- 3.2.2** Neonatal mortality rate
- 3.3.2** Tuberculosis incidence per 100,000 population
- 3.3.3** Malaria incidence per 1,000 population
- 3.3.5** Number of people requiring interventions against neglected tropical diseases
- 3.4.1** Mortality rate attributed to cardiovascular disease, cancer, chronic respiratory disease or diabetes
- 3.5.2** Harmful use of alcohol, defined according to the national context as alcohol per capita consumption (aged 15 years and older) within a calendar year in litres of pure alcohol
- 3.7.1** Proportion of women of reproductive age (aged 15-49 years) who have their need for family planning satisfied with modern methods
- 3.7.2** Adolescent birth rate (aged 10-14 years; aged 15-19 years) per 1,000 women in that age group



- 3.8.1** Coverage of essential health services
(defined as the average coverage of essential services based on tracer interventions that include reproductive, maternal, newborn and child health, infectious diseases, non-communicable diseases and service capacity and access, among the general and the most disadvantaged population)
- 3.9.2** Mortality rate attributed to unsafe water, unsafe sanitation and lack of hygiene
(exposure to unsafe Water, Sanitation and Hygiene for All (WASH) services)
- 3.a.1** Age-standardized prevalence of current tobacco use among persons aged 15 years and older
- 3.c.1** Health worker density and distribution
- 3.d.1** International Health Regulations (IHR) capacity and health emergency preparedness

4 QUALITY EDUCATION





- 4.1.1** Proportion of children and young people: (a) in grades 2/3; (b) at the end of primary; and (c) at the end of lower secondary achieving at least a minimum proficiency level in (i) reading and (ii) mathematics, by sex
- 4.2.2** Participation rate in organized learning (one year before the official primary entry age), by sex
- 4.3.1** Participation rate of youth and adults in formal and non-formal education and training in the previous 12 months, by sex
- 4.5.1** Parity indices (female/male, rural/urban, bottom/top wealth quintile and others such as disability status, indigenous peoples and conflict-affected, as data become available) for all education indicators on this list that can be disaggregated
- 4.6.1** Proportion of population in a given age group achieving at least a fixed level of proficiency in functional (a) literacy and (b) numeracy skills, by sex



- 4.7.1** Extent to which (i) global citizenship education and (ii) education for sustainable development, including gender equality and human rights, are mainstreamed at all levels in: (a) national education policies; (b) curricula; (c) teacher education; and (d) student assessment
- 4.a.1** Proportion of schools with access to: (a) electricity; (b) the Internet for pedagogical purposes; (c) computers for pedagogical purposes; (d) adapted infrastructure and materials for students with disabilities; (e) basic drinking water; (f) single-sex basic sanitation facilities; and (g) basic hand washing facilities (as per the WASH indicator definitions)
- 4.c.1** Proportion of teachers in: (a) pre-primary; (b) primary; (c) lower secondary; and (d) upper secondary education who have received at least the minimum organized teacher training (e.g. pedagogical training) pre-service or in-service required for teaching at the relevant level in a given country

5

**GENDER
EQUALITY**





- 5.1.1** Whether or not legal frameworks are in place to promote, enforce and monitor equality and non-discrimination on the basis of sex
- 5.2.1** Proportion of ever-partnered women and girls aged 15 years and older subjected to physical, sexual or psychological violence by a current or former intimate partner in the previous 12 months, by form of violence and by age
- 5.2.2** Proportion of women and girls aged 15 years and older subjected to sexual violence by persons other than an intimate partner in the previous 12 months, by age and place of occurrence
- 5.3.1** Proportion of women aged 20-24 years who were married or in a union before age 15 and before age 18
- 5.4.1** Proportion of time spent on unpaid domestic and care work, by sex, age and location
- 5.5.1** Proportion of seats held by women in (a) national parliaments and (b) local governments
- 5.5.2** Proportion of women in managerial positions



- 5.6.1** Proportion of women aged 15-49 years who make their own informed decisions regarding sexual relations, contraceptive use and reproductive health care
- (5.6.2)** *Number of countries with a reproductive health policy, guidelines and protocols for service delivery fully or partially resourced**
- 5.a.2** Proportion of countries where the legal framework (including customary law) guarantees women's equal rights to land ownership and/or control
- 5.b.1** Proportion of individuals who own a mobile telephone, by sex
- 5.c.1** Proportion of countries with systems to track and make public allocations for gender equality and women's empowerment

* **Pacific Proxy Indicators** **modified** from the global definition.

6 CLEAN WATER AND SANITATION





- 6.1.1** Proportion of population using safely managed drinking water services
- 6.2.1** Proportion of population using safely managed sanitation services including a hand washing facility with soap and water
- 6.3.1** Proportion of wastewater safely treated

7 AFFORDABLE AND CLEAN ENERGY





- 7.1.1** Proportion of population with electricity
- 7.2.1** Renewable energy share in the total final energy consumption
- 7.a.1** International financial flows to developing countries in support of clean energy research and development and renewable energy production, including in hybrid systems
- 7.b.1** Investments in energy efficiency as a proportion of GDP and the amount of foreign direct investment in financial transfer for infrastructure and technology to sustainable development services

8 DECENT WORK AND ECONOMIC GROWTH





- 8.1.1** Annual growth rate of real GDP per capita
- 8.3.1** Proportion of informal employment in non-agriculture employment, by sex
- 8.5.1** Average hourly earnings of female and male employees, by occupation, age and persons with disabilities
- 8.5.2** Unemployment rate, by sex, age and persons with disabilities
- 8.6.1** Proportion of youth (aged 15-24 years) not in education, employment or training
- 8.9.1** Tourism direct GDP as a proportion of total GDP and in growth rate
- 8.9.2** Proportion of jobs in sustainable tourism industries out of total tourism jobs
- 8.10.2** Proportion of adults (aged 15+) with an account at a bank or other financial institution or with mobile-money service provider
- 8.a.1** Aid for trade commitments and disbursements


9 INDUSTRY, INNOVATION AND INFRASTRUCTURE





- 9.2.2** Manufacturing employment as a proportion of total employment
- 9.a.1** Total official international support (official development assistance plus other official flows) to infrastructure
- 9.c.1** Proportion of population covered by a mobile network, by technology

10 REDUCED INEQUALITIES





- 10.1.1** Growth rates of household expenditure or income per capita among the bottom 40 per cent of the population and the total population
- 10.2.1** Proportion of people living below 50 per cent of median income, by sex, age and persons with disabilities
- 10.4.1** Labour share of GDP, comprising wages and social protection transfers
- 10.6.1** Proportion of members and voting rights of developing countries in international organizations
- 10.7.2** Number of countries that have implemented well-managed migration policies
- 10.b.1** Total resource flows for development, by recipient and donor countries and type of flow (e.g. official development assistance, foreign direct investment and other flows)
- 10.c.1** Remittance costs as a proportion of the amount remitted

11 SUSTAINABLE CITIES AND COMMUNITIES





- 11.1.1** Proportion of urban population living in slums, informal settlements or inadequate housing
- (11.4.1)** *Proportion of the national budget allocated to culture, including for protection, preservation (heritage) and promotion**
- 11.5.1** Number of deaths, missing persons and directly affected persons attributed to disasters per 100,000 people.
- 11.5.2** Direct economic loss in relation to global GDP, damage to critical infrastructure and number of disruptions to basic services, attributed to disasters
- 11.6.1** Proportion of urban solid waste regularly collected and with adequate final discharge out of total urban solid waste generated, by cities
- 11.b.2** Proportion of local governments that adopt and implement local disaster risk reduction strategies in line with national disaster risk reduction strategies

* *Pacific Proxy Indicators* **modified** from the global definition.

12 RESPONSIBLE CONSUMPTION AND PRODUCTION





- 12.4.1** Number of parties to international multilateral environmental agreements on hazardous waste, and other chemicals that meet their commitments and obligations in transmitting information as required by each relevant agreement
- 12.4.2** Hazardous waste generated per capita and proportion of hazardous waste treated, by type of treatment
- 12.5.1** National recycling rate, tons of material recycled
- 12.b.1** Number of sustainable tourism strategies or policies and implemented action plans with agreed monitoring and evaluation tools

13 CLIMATE ACTION





- 13.1.2** Number of countries that adopt and implement national disaster risk reduction strategies in line with the Sendai Framework for Disaster Risk Reduction 2015-2030
- 13.2.1** Number of countries that have communicated the establishment or operationalization of an integrated policy/strategy/plan which increases their ability to adapt to the adverse impacts of climate change, and foster climate resilience and low greenhouse gas emissions development in a manner that does not threaten food production (including a national adaptation plan, nationally determined contribution, national communication, biennial update report or other)
- 13.3.1** Number of countries that have integrated mitigation, adaptation, impact reduction and early warning into primary, secondary and tertiary curricula
- 13.a.1** Mobilized amount of United States dollars per year between 2020 and 2025 accountable towards the \$100 billion commitment



13.b.1 Number of least developed countries and small island developing States that are receiving specialized support, and amount of support, including finance, technology and capacity-building, for mechanisms for raising capacities for effective climate change-related planning and management, including focusing on women, youth and local and marginalized communities


14 LIFE BELOW WATER





- 14.1.1** Index of coastal eutrophication and floating plastic debris density
- 14.2.1** Proportion of national exclusive economic zones managed using ecosystem-based approaches
- 14.3.1** Average marine acidity (pH) measured at agreed suite of representative sampling stations
- 14.4.1** Proportion of fish stocks within biologically sustainable levels
- 14.5.1** Coverage of protected areas in relation to marine areas
- 14.6.1** Progress by countries in the degree of implementation of international instruments aiming to combat illegal, unreported and unregulated fishing
- 14.7.1** Sustainable fisheries as a proportion of GDP in small island developing States, least developed countries and all countries
- 14.a.1** Proportion of total research budget allocated to research in the field of marine technology
- 14.b.1** Progress by countries in the degree of application of a legal/regulatory/policy/institutional framework which recognizes

15 LIFE ON LAND





- 15.1.1** Forest area as a proportion of total land area
- 15.1.2** Proportion of important sites for terrestrial and freshwater biodiversity that are covered by protected areas, by ecosystem type
- 15.5.1** Red List Index
- 15.6.1** Number of countries that have adopted legislative, administrative and policy frameworks to ensure fair and equitable sharing of benefits
- 15.7.1** Proportion of traded wildlife that was poached or illicitly trafficked
- 15.8.1** Proportion of countries adopting relevant national legislation and adequately resourcing the prevention or control of invasive alien species

16 PEACE, JUSTICE AND STRONG INSTITUTIONS




- 16.1.3** Proportion of population subjected to physical, psychological or sexual violence in the previous 12 months
- 16.3.1** Proportion of victims of violence in the previous 12 months who reported their victimization to competent authorities or other officially recognized conflict resolution mechanisms
- 16.6.1** Primary government expenditures as a proportion of original approved budget, by sector (or by budget codes or similar)
- 16.7.1** Proportions of positions (by sex, age, persons with disabilities and population groups) in public institutions (national and local legislatures, public service, and judiciary) compared to national distributions
- 16.7.2** Proportion of population who believe decision-making is inclusive and responsive, by sex, age, disability and population group
- 16.9.1** Proportion of children under 5 years of age whose births have been registered with a civil authority, by age
- 16.10.2** Number of countries that adopt and implement constitutional, statutory and/or policy guarantees for public access to information

(16.a.1) *Existence of implementation plan for the different UN Treaty Body recommendations and UPR recommendations which are fully or partially resourced**

* **Pacific Proxy Indicators** *modified from the global definition.*

17 PARTNERSHIPS FOR THE GOALS





- 17.1.1** Total government revenue as a proportion of GDP, by source
- 17.1.2** Proportion of domestic budget funded by domestic taxes
- 17.2.1** Net official development assistance, total and to least developed countries, as a proportion of the Organization for Economic Cooperation and Development (OECD) Development Assistance Committee donors' gross national income (GNI)
- 17.3.1** Foreign direct investments (FDI), official development assistance and South-South Cooperation as a proportion of total domestic budget
- 17.3.2** Volume of remittances (in United States dollars) as a proportion of total GDP
- 17.4.1** Debt service as a proportion of exports of goods and services
- 17.6.2** Fixed Internet broadband subscriptions per 100 inhabitants, by speed
- 17.7.1** Total amount of approved funding for developing countries to promote the development, transfer, dissemination and diffusion of environmentally sound technologies



- 17.8.1** Proportion of individuals using the Internet
- 17.9.1** Dollar value of financial and technical assistance (including through North-South, South-South and triangular cooperation) committed to developing countries
- (17.11.1)** *Value of PIC exports of goods and services**
- 17.14.1** Number of countries with mechanisms in place to enhance policy coherence of sustainable development
- 17.15.1** Extent of use of country-owned results frameworks and planning tools by providers of development cooperation
- 17.16.1** Number of countries reporting progress in multi-stakeholder development effectiveness monitoring frameworks that support the achievement of the sustainable development goals
- 17.17.1** Amount of United States dollars committed to public-private and civil society partnerships
- (17.18.1)** *Percent of SDG Pacific Headline Indicators included in regional progress reports**

* **Pacific Proxy Indicators** are **modified** from the global definition.

- 17.18.2** Number of countries that have national statistical legislation that complies with the Fundamental Principles of Official Statistics
- 17.18.3** Number of countries with a national statistical plan that is fully funded and under implementation, by source of funding
- 17.19.1** Dollar value of all resources made available to strengthen statistical capacity in developing countries
- 17.19.2** Proportion of countries that (a) have conducted at least one population and housing census in the last 10 years



<http://sdd.spc.int>
SDGs@spc.int