

# NSO WEB ADMINISTRATORS SEPTEMBER 2019 WORKSHOP

PART VII – PAGES LIST & OPTIONS

# EDITING

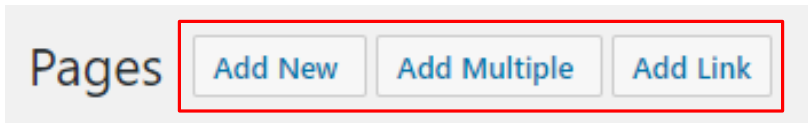
---

“Editing and selectivity are processes that provide the first steps in determining and conveying content.”

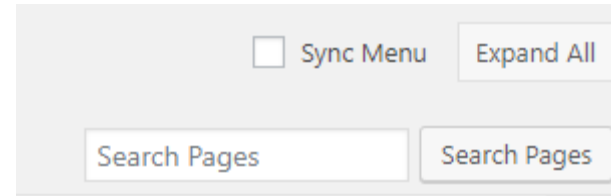
*Gerald Boomer*

# PAGE EDITING

## *Pages List and Creation*



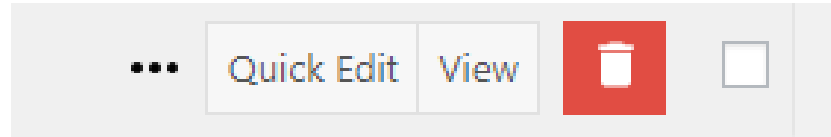
- Add New
  - Adds a new page
- Add Multiple
  - Adds multiple pages quickly
- Add Link
  - Adds a direct link to different content types.




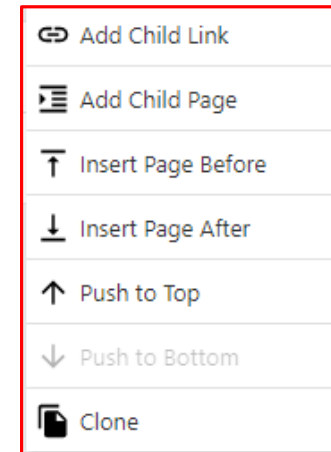
- Sync Menu
  - Syncs all pages to the menu  
(use with care)
- Expand All
  - Expands all nested menu
- Search
  - Allow you to search for pages

# PAGE EDITING

## *Pages List and Options*



- This option appears on the right most end when you hover a page title.
- Has four shortcut options;
  - Nested Page Options (represented by ).
  - Quick Edit
  - View
  - Trash (Remove).



Quick Edit

Title

About us

Slug

about-us

Date

09-Sep

04

2019

@

03

:

00

Author

stanley

Status

Published

Cancel

Update

Template

Default Template

Password

-OR- ☐ Private

☐ Allow Comments

☐ Hide in Nested Pages

Menu Options

# PAGE EDITING

## *Page Options*

- **Status & Visibility**
  - Visibility – allows you to set the visibility of that page to Public (Visible to everyone), Private (visible to site admins and editors) and Password Protected ( Protected with a password you chose).
  - Publish – Basically gives you the option to set date to publish the page.
  - Pending Review – Check this box if you want this page to be reviewed before publishing
  - Move to trash – Removes this page

Document

Block

×

Status & Visibility

^

Visibility

Public

Publish

Sep 2, 2019 10:20 pm

☐ Pending Review

Move to trash

3 Revisions

Permalink

▼

Featured Image

▼

Discussion

▼

Page Attributes

^

Parent Page:

(no parent)

Order

0

# PAGE EDITING

## *Page Options*

- **Revisions**
  - Gives you a history of your edits on that page so that you can rollback to previous state.
- **Permalinks**
  - The full URL you see or use
  - Comprises of you domain and slug (a piece that comes after the domain name, usually the name of your post or page.)

Document

Block

×

Status & Visibility

3 Revisions

Permalink

URL Slug

page-options

The last part of the URL. [Read about](#) [permalinks](#)

Preview

<http://localhost:8000/nsotraining/page-options/>

Featured Image

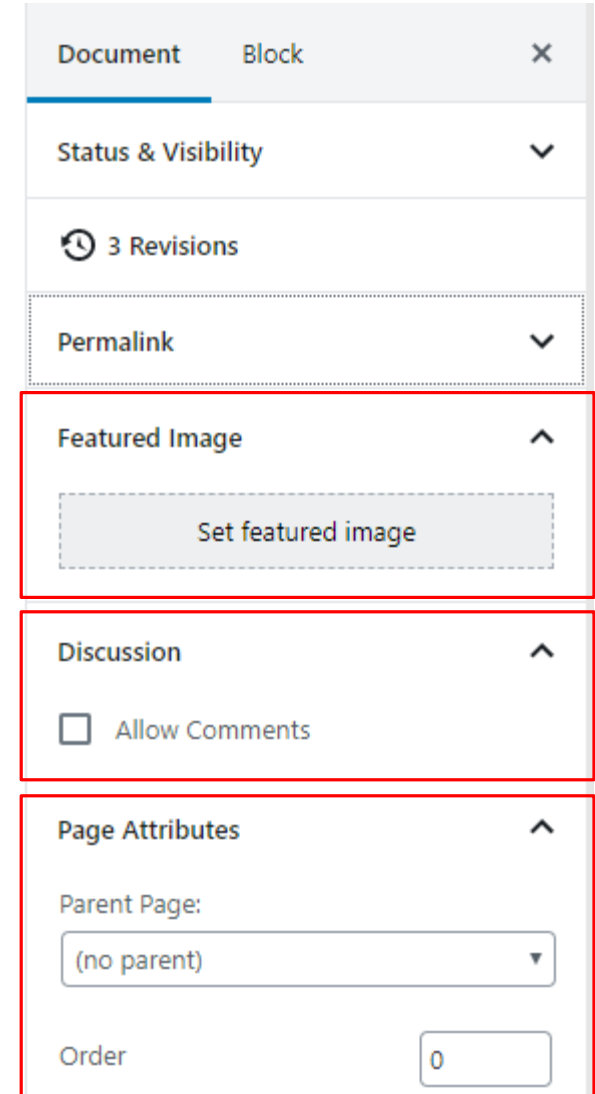
Discussion

Page Attributes

# PAGE EDITING

## *Page Options*

- **Featured Image**
  - A single image that represents a page as a whole (most commonly used on posts)
- **Discussion**
  - Check the “Allow Comments” box to display a commentary form on your page.
- **Page Attributes**
  - Defines the sitemap.
  - You can create nested pages with this option



Document Block X

Status & Visibility V

3 Revisions

Permalink V

Featured Image ^

Set featured image

Discussion ^

☐ Allow Comments

Page Attributes ^

Parent Page:  
(no parent) V

Order 0