



TEN YEAR PACIFIC STATISTICS STRATEGY Phase II

12th Pacific Steering Committee Meeting
Pacific Planners and Statisticians Only Meeting

Tanoa Waterfront Hotel, Lautoka, Fiji Islands
31st May 2016



PSSC-12 Agenda 6.2

Outline of proposed Regional Response to Leaders Directives on SDGs, SAMOA Pathway, FPR

Leaders Directives on the SDGs/SAMOA Pathway/FPR

Directive	WHO	WHAT	WHEN	HOW & WHO
Emphasised a country driven process in tailoring the global indicators to their national context	PIFS/NSDSPG/ PSSC/CROP/UN & region	SDGs indicators aligned with national context	Next 3 years	<ul style="list-style-type: none"> NSDSPG, SDGTF & PSSC development planning work at country level
To tailor the global SDGs indicators to a set of regional indicators to better reflect the Pacific context and improve ownership. This is to be done through open and inclusive consultations processes accounting for national priorities.	PIFS/SPC/PSSC/ CROP/UN & region	Regional SDGs Indicators	To be considered and adopted at the Leaders Forum in Phonpei 2016	<ul style="list-style-type: none"> SDGTF & PSSC Regional /sectoral meetings & CROP working groups Papers by CROP/UN agencies on each of the SDGs
To develop a proposed regional process for the follow up and review of the SDGs and SAMOA Pathway that would seek to reduce the burden of reporting at the country level.	PIFS/SDWG/PSSC/ CROP/UN & region	Regional SDGs & SAMOA Pathway monitoring process	To be submitted to Leaders Forum in Phonpei 2016 for consideration	<ul style="list-style-type: none"> SDGTF, PSSC & NSDSPG Regional consultations National development plan monitoring process
To use the regional indicators and regional process for follow up to monitor progress of the Pacific on the SDGs including towards the Framework of Pacific Regionalism and implementation of the SAMOA Pathway	PIFS with MDGTWG PSSC/ CROP/UN & region	Pacific Regional SDGs Tracking report	Every 4 years?	<ul style="list-style-type: none"> MDGTWG consolidating national voluntary SDGs reports with PSSC assistance

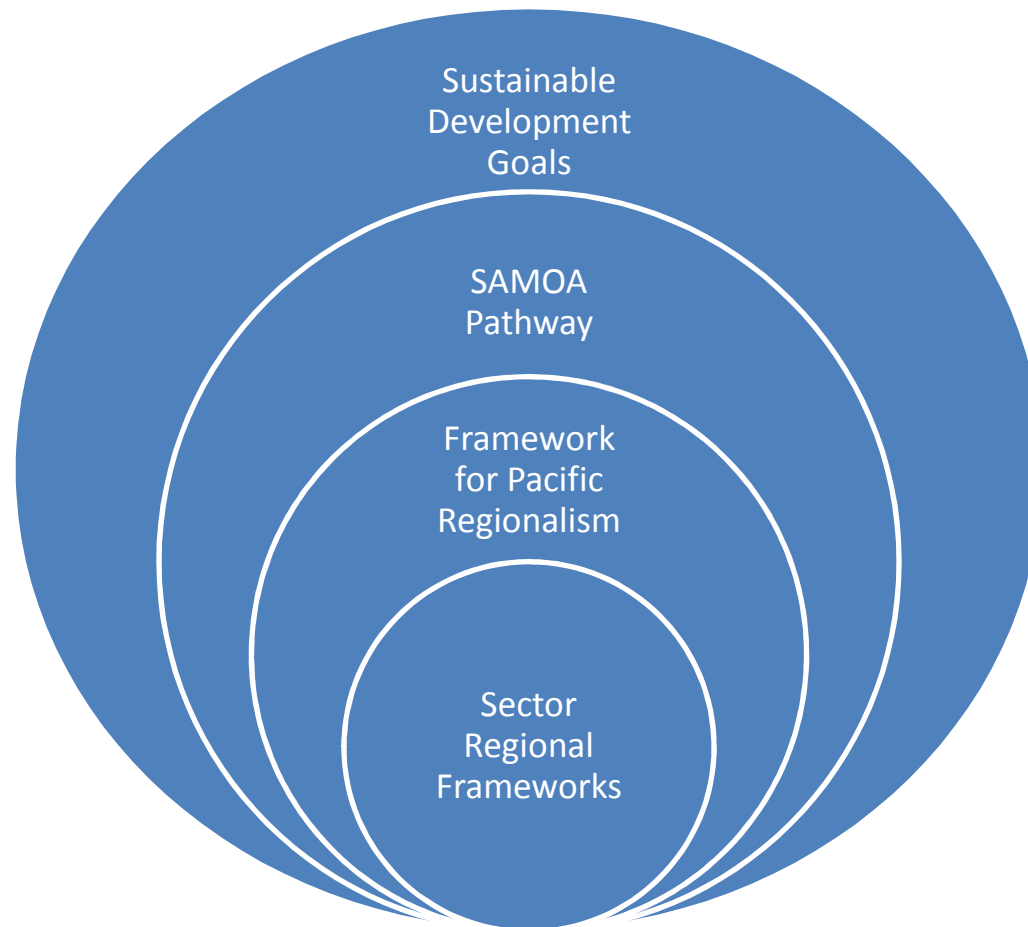
Key directives

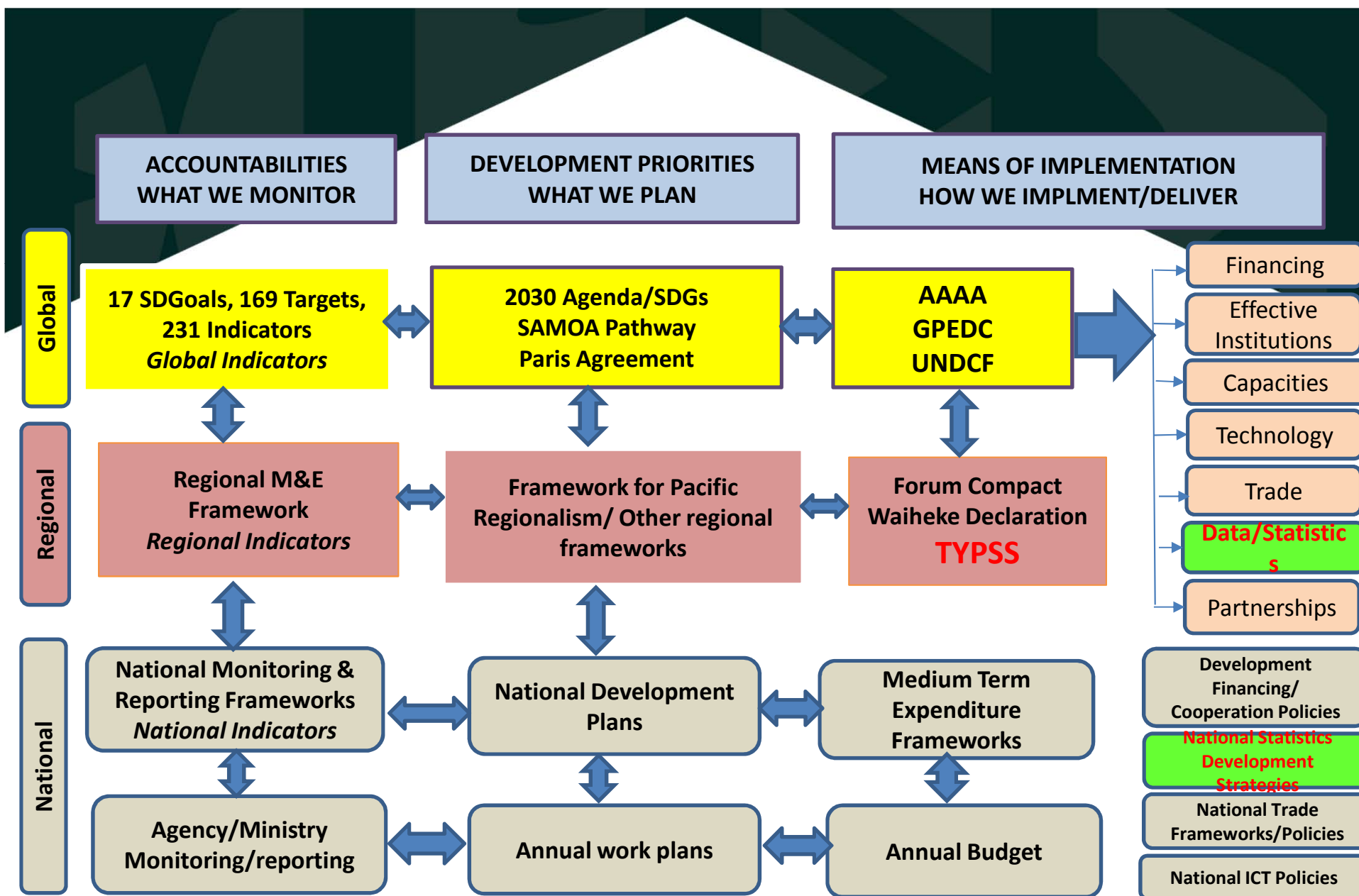
WHAT

- **Country SDGs tailored indicators (driven by countries)**
- **Develop a set of Regional Indicators based on the SDGs**
- **Develop a process for the follow up and review of the SDGs/SAMOA Pathway and Framework for Regionalism**

HOW

- **Country driven**
- **Consultative regional processes**
- **Integrate the monitoring and reporting of SDGs, the SAMOA Pathway and the Framework for Pacific Regionalism**
- **Use existing national and regional mechanisms**
- **Reduce the reporting burden on countries**



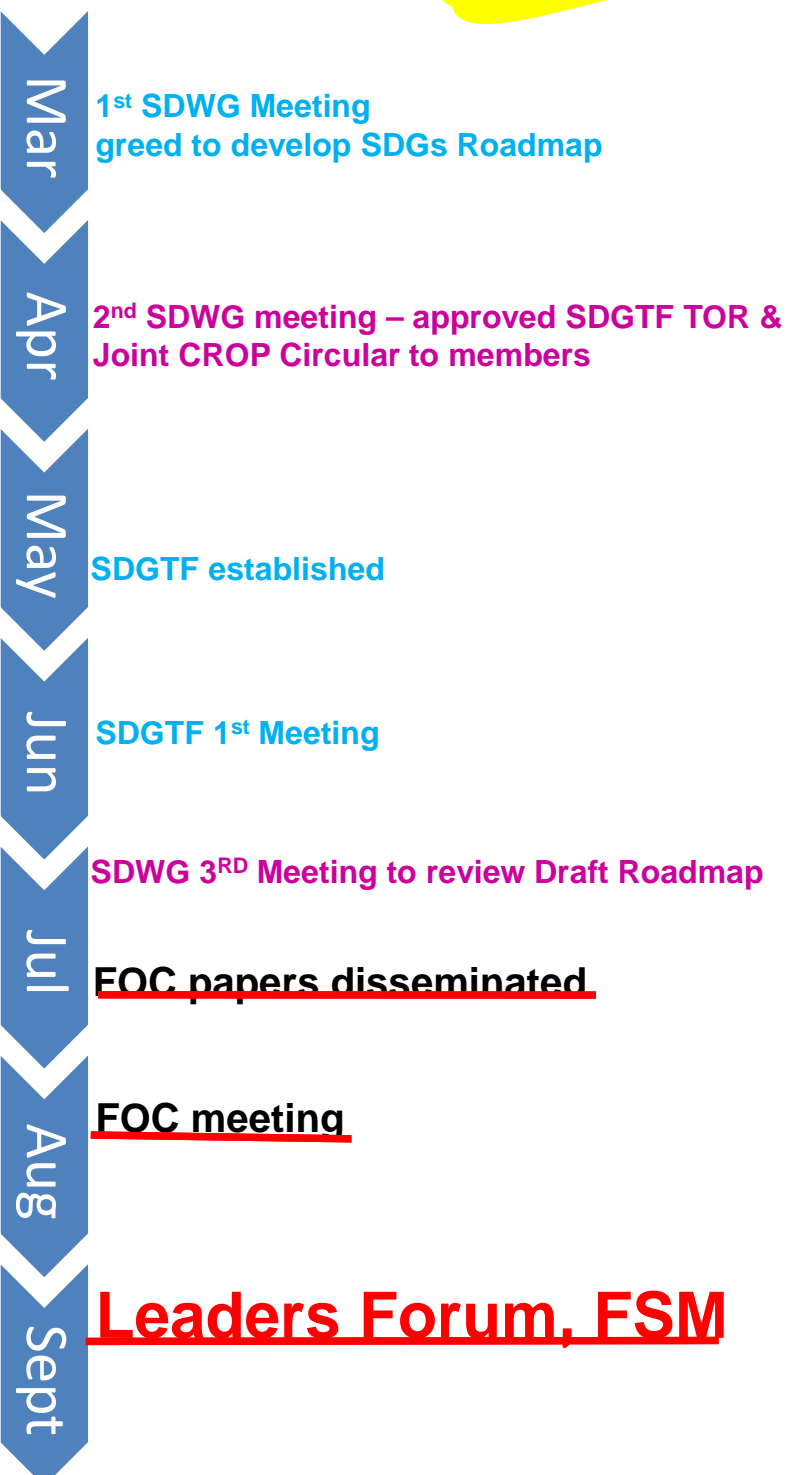


TIMELINES

Regional indicators & Regional Process for review / follow up

What are the next steps?
Can we meet the deadline?

2016



WHO will deliver & how?

Deliverables

- Country SDGs tailored indicators (driven by countries)
- Regional SDGs tailored indicators
- Regional process that integrates the monitoring and follow up for the SDGs/SAMOA Pathway/Framework for Pacific Regionalism

Coordination mechanisms

- NSDSPG & PSSC
- PSSC/MDGTWG & NSDSPG
- SDWG/NSDPG/SS CR

Lead Agency

- *Chair of the coordination mechanism*
- *PIFS/SPC/SPREP*
- *SPC/SPREP/PIFS*
- *PIFS/SPC/SPREP/FFA*

How will we deliver?



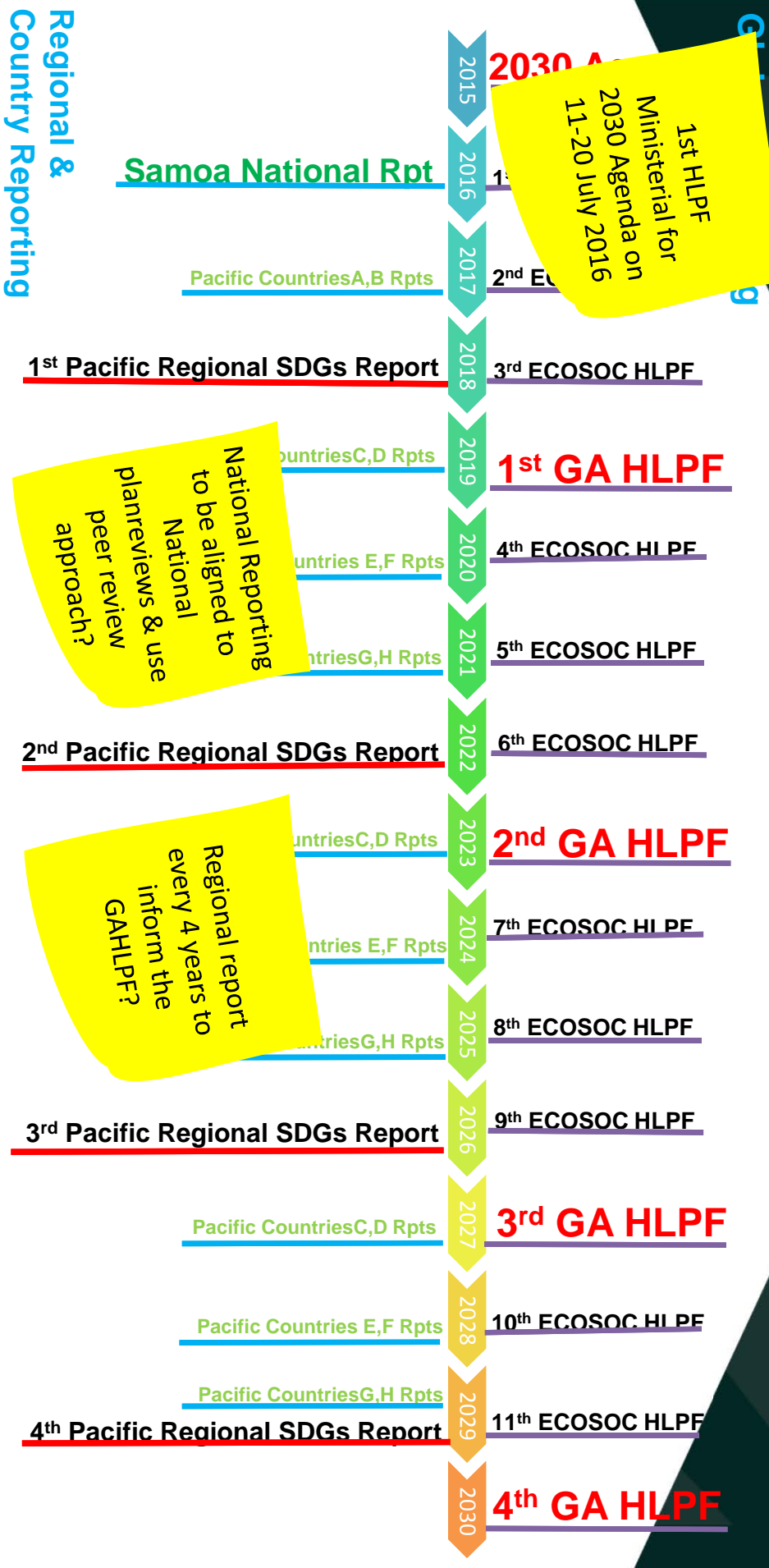
Mapping SDGs against Country Plans/Priorities

	Goal 1: End Poverty in all its forms everywhere				Goal 2: End Hunger, achieve food security and improved nutrition, and promote sustainable agriculture									Goal 3: Ensure healthy lives and promote well-being for all at all ages											
	1.4	1.5	1.a	1.b	2.1	2.2	2.3	2.4	2.5	2.a	2.b	2.c	3.1	3.2	3.3	3.4	3.5	3.6	3.7	3.8	3.9	3.a	3.b	3.c	3.d
Comoros																									
Fiji																									
Kiribati																									
RMi																									
Nauru																									
Niue																									
Palau																									
PNG																									
Solomon Is																									
Tonga																									
Tuvalu																									
Vanuatu																									
Samoa																									

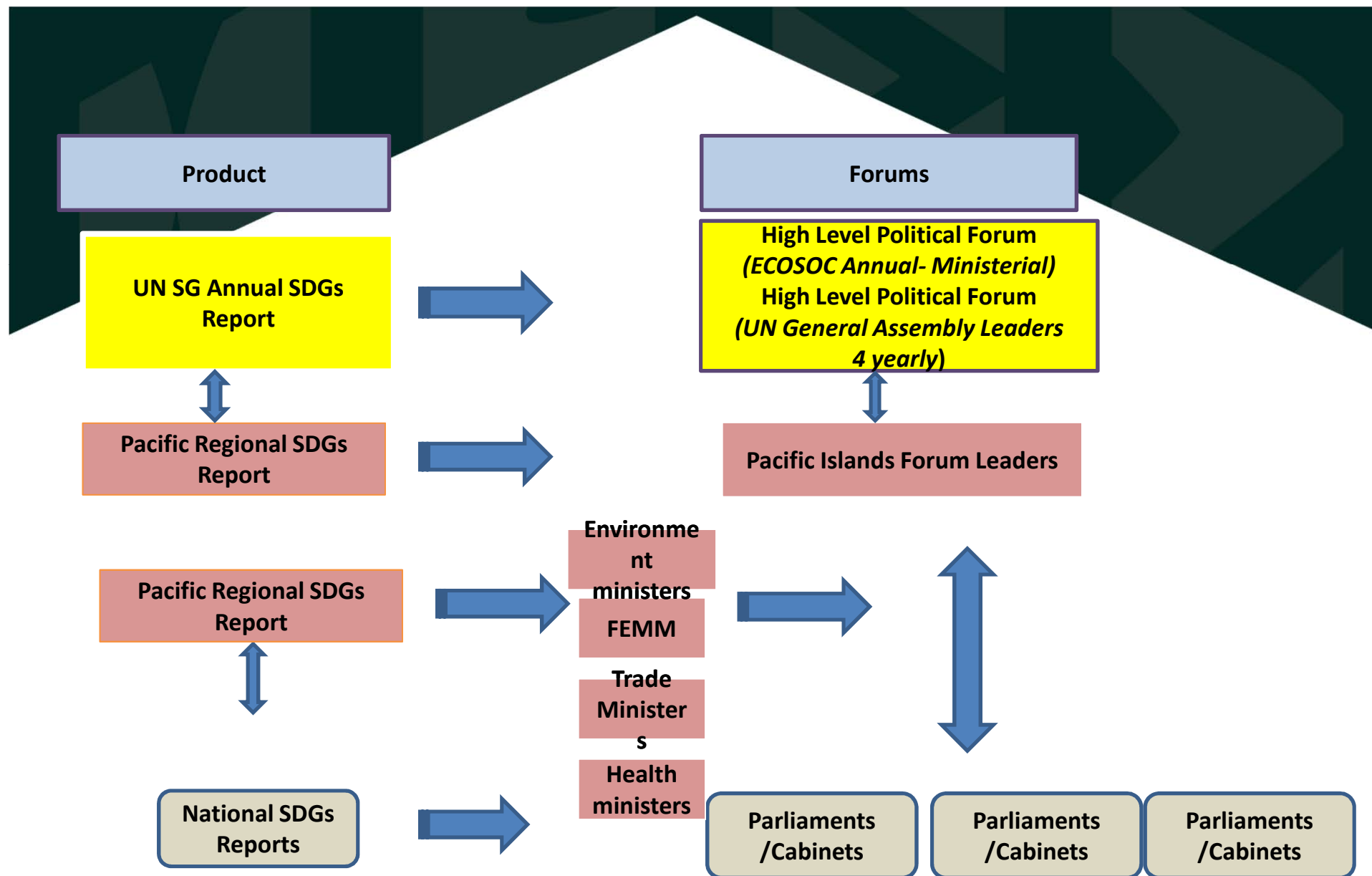
2030 Agenda/SDGs	SAMOA Pathway	Framework for Pacific Regionalism
1. No Poverty		
2. Zero Hunger	Food Security/Nutrition	
3. Good Health & Well Being	Health & NCDs	Cervical cancer (3.1 , 3.1, 3.1)
4. Quality Education	Education	
5. Gender Equality	Gender Equality	Cervical cancer [Gender Equality reproductive health (5.6)]
6. Clean Water/Sanitation	Water and Sanitation	
7. Affordable & Clean Energy	Sustainable Energy	
8. Decent Work/Economic Growth	Sustainable/inclusive Economic Growth	Economic Growth that is inclusive and equitable
9. Industry Innovation, Infrastructure	Sustainable Transportation	ICT (9.b , 9.c)
10. Reduced Inequalities	Social Development	
11. Sustainable Cities/Communities		
12. Responsible Consumption/Production	Sustainable Consumption & Production	
13. Climate Action	Climate Change	Climate change (13.3, 13.a, 13.b)
14. Life Below Water (Oceans)	Oceans & Seas	Regulating fisheries/ Increasing economic benefits from fisheries (14.4, 14.6, 14.7)
15. Life on Land	Biodiversity/Forests/Desertification/ Land Degradation	
16. Peace/Justice/Institutions	Peaceful Societies/Safe Communities	West Papua
17. Strengthen Partnerships for Sustainable development	Partnerships/Financing/Trade/Capacity Building/Data – Stats/Technology	ICT Technology (17.6, 17.8)

**1st step in
integrating the
SDGs/SAMOA
Pathway and
FPR reporting**

TIMELINES – National & Regional reporting



Regional & Country Reporting



What will be the role of PSSC in this work?

- Take the lead in the Regional SDGs indicators identification and work with the SDGTF?
- Support the work on mapping of SDGs indicators/statistical capacities at national level to consider what can be measured and gaps?
- Anchor this work in the National Statistics Development Strategy drafting, implementation and monitoring?
- Anchor the SDGs/SAMOA Pathway/FPR reporting in national and sectoral development planning and reporting?