



TEN YEAR PACIFIC STATISTICS STRATEGY Phase II

12th Pacific Steering Committee Meeting


Tanoa Waterfront Hotel, Lautoka, Fiji Islands
Wednesday, 1st June 2016



PSSC-12 Agenda Item

**Title: Adding Value to Decision Makers
and Some Reliability Checks**


Epeli Waqavonovono
Government Statistician
Fiji Bureau of Statistics



Major Achievement is the Regular Compilation of Supply Use Tables - from rebase years to annual.

- Real heavy demand for data with detailed data confrontation work.
- Supply and Use Information details up to 115 Product categories and 54 Industry categories.

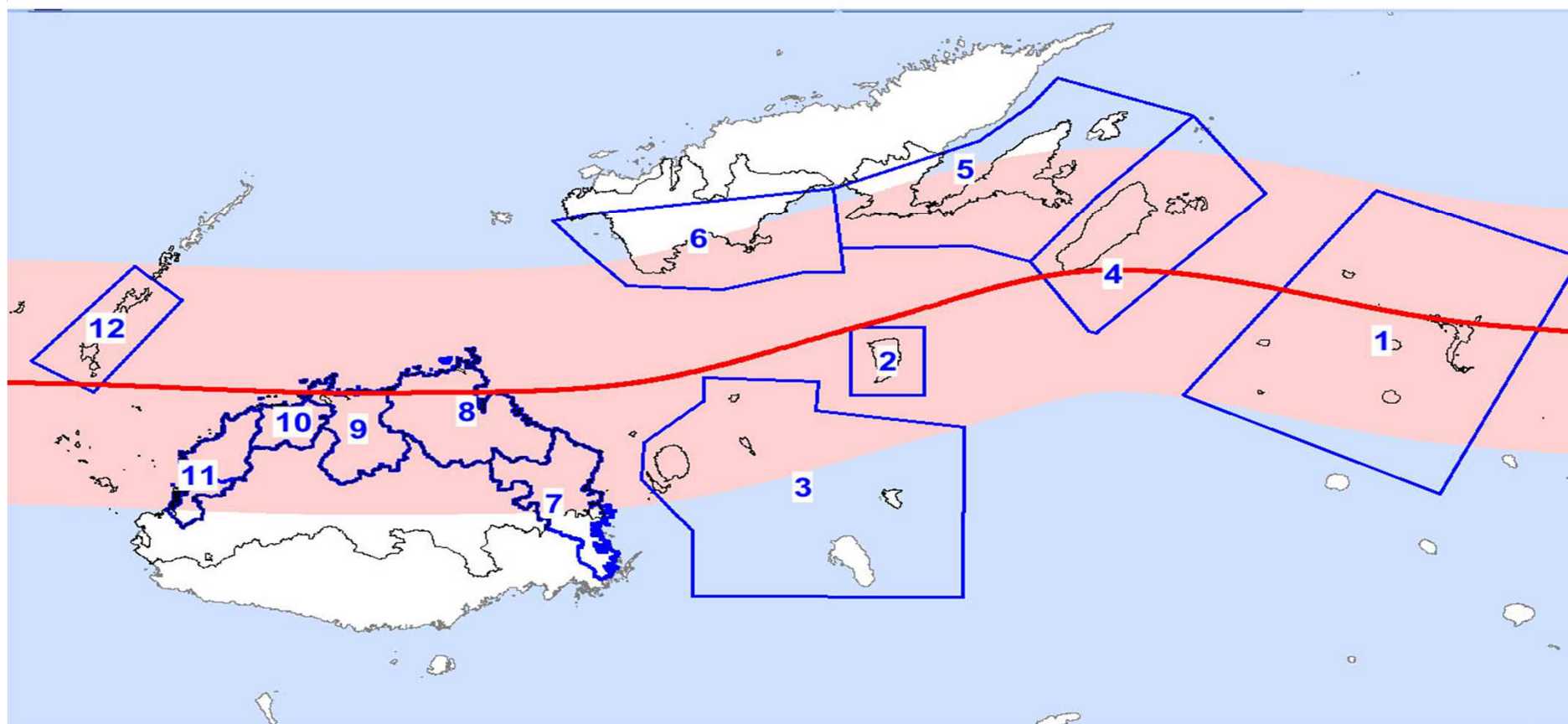
Allowed the National Planning Office to begin work on producing CGE Models – ideal tool for Planners.



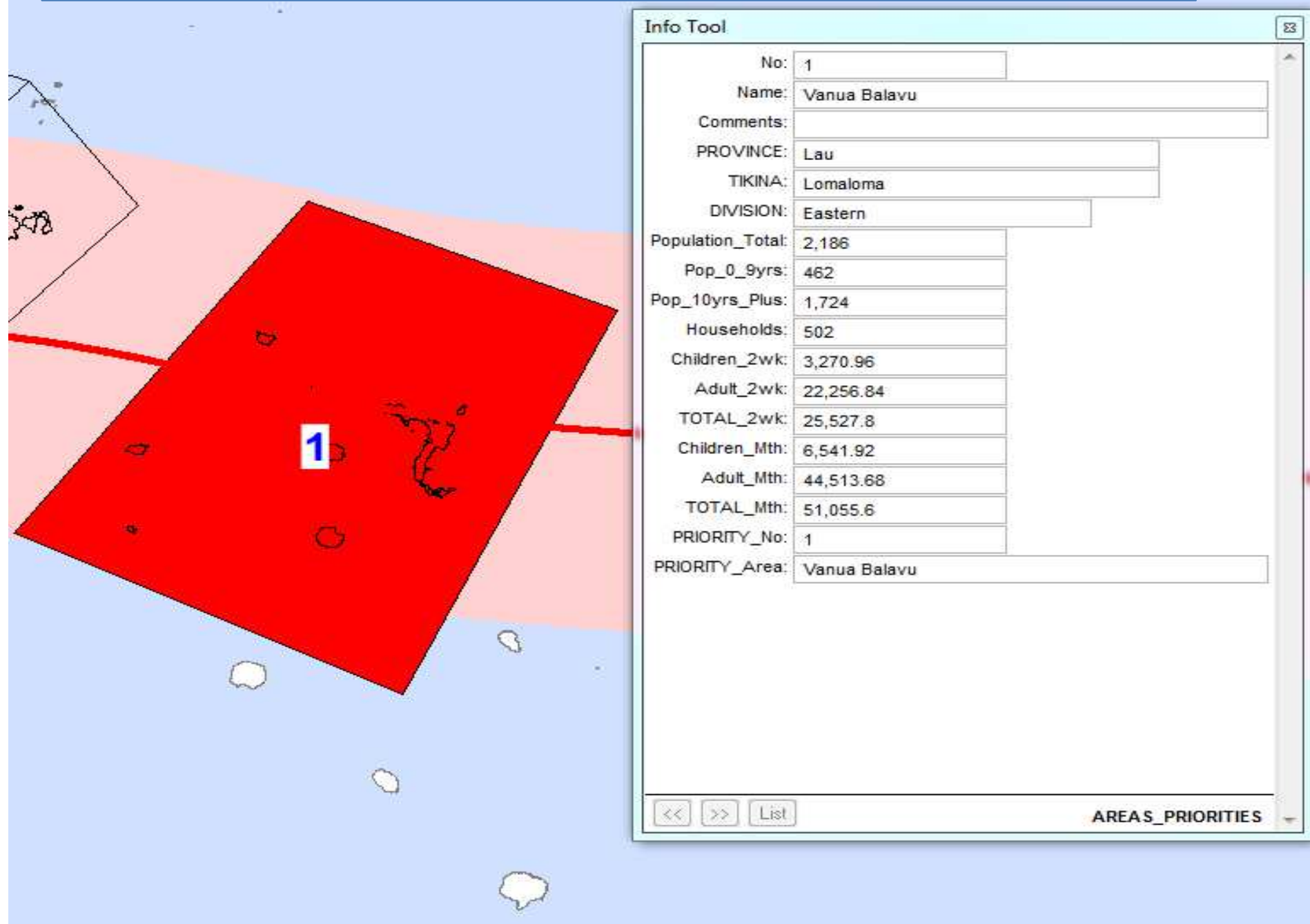
Another Major development work is the compilation of PPI Services – Air Transport and Accommodation

- Working with ABS to understand the structures within the industry - eventually to determine pricing points.
- Understanding how the businesses work, their contractual arrangements etc. allowing a better understanding of the inter-connections and transactions taking place within the industry.
- In-depth understanding of economic activities within the economy will eventually translate to a better informed users.

Meeting Information needs for Tropical Cyclone Winston disaster response



Meeting Information needs for Tropical Cyclone Winston disaster response



Consistency of Estimates from Different data sources:

- FNPF's Contribution Total from Annual Report and HIES estimates
- RBF's figures on Foreign Remittance Received when compared to HIES numbers.
- Consistent estimate of Total Wages and Salary Income from AES (Business Survey) and HIES (Household Survey) and Income Distribution by Decile from both data sources.
- Intermediate Consumption for Construction being very consistent with Hardware Sales (two different surveys)
- Hotel Turnover (from Survey) very consistent when compared to Hotel Turnover Tax Total (from FRCA)