PAPUA NEW GUINEA'S VOLUNTARY NATIONAL REVIEW 2020

Progress of Implementing the Sustainable Development Goals

For more information contact:
Department of National Planning and Monitoring
PO Box 631 Waigani, National Capital District
Papua New Guinea

T +(675) 3084014/3084152
W www.planning.gov.pg

Published by Department of National Planning and Monitoring
Port Moresby, Papua New Guinea
July 2020

ISBN 978-9980-909-862

Copyright @ 2020 Department of National Planning and Monitoring

CONTENTS

Acronyms 3
FOREWORD BY THE PRIME MINISTER 4
Executive Summary 6
1. Introduction 8
1.1 Papua New Guinea's National Goals and Development Principles 8
1.2 Development Context in Papua New Guinea 8
1.3 Unfinished Business under the Millennium Development Goals 9
1.4 Accelerating the 2030 Agenda and the SDGs 10
1.5 COVID-19 Pandemic Highlights 10
2. Methodology and Process of the Review 11
2.1 Summary of Phase 1-4 activities 12
3. Policy and Enabling Environment 13
3.1 Ownership of SDGs in Papua New Guinea 13
3.2 Localisation of SDGs 13
3.3 Emerging National Issues 16
3.4 Critical Entry Point for Accelerating Progress on SDGs 17
3.5 Leaving No One Behind 17
3.6 Institutional Mechanisms 19
3.7 Partnership for Sustainable Development 19
3.8 2020 – 2030 Vision 21
4. Review of SDG Implementation in Papua New Guinea 22
SDG 1. No Poverty 22
SDG 2. Zero Hunger 25
SDG 3. Good Health and Well-being 28
SDG 4. Quality Education 33
SDG 5. Gender Equality 36
SDG 6. Clean Water and Sanitation 41
SDG 7. Affordable and Clean Energy 46
SDG 8. Decent Work and Economic Growth 49
SDG 9. Industry, Innovation and Infrastructure 52
SDG 10. Reduced Inequalities 54
SDG 11. Sustainable Cities and Communities 57
SDG 12. Responsible Consumption and Production 62
SDG 13. Climate Action 65
SDG 14. Life Below Water 67
SDG 15. Life on Land 69
SDG 16. Peace, Justice and Strong Institutions 73
SDG 17. Partnerships for the Goals 76
5. Means of Implementation 80
5.1 SDG Financing 80
5.2 Gaps and Challenges in SDG Financing 82
5.3 New Initiatives 83
6. PNG SDGs Implementation and Way Forward 84
6.1 Financing for the SDGs 84
6.2 Strengthening capacities of organizations at all levels 84
6.3 Engaging the Private Sector for SDG Implementation 85
6.4 Harnessing CSOs in the Attainment of the SDGs 85
6.5 Mainstreaming Youth Issues in SDGs 85
6.6 Strengthening Sub-National Government Capacity in SDGs 85
6. Appendices 86

ACRONYMS

APEC	Asia-Pacific Economic Cooperation
BCPNG	Business Council of Papua New Guinea
CEPA	Conservation and Environment Protection Authority
CIMC	Consultative Implementation and Monitoring Council
CSO	Civil Society Organization
DESA	Department of Economic and Social Affairs (United Nations)
DFAIT	Department of Foreign Affairs and International Trade
DNPM	Department of National Planning and Monitoring
DHS	Demographic and Health Survey 2016-2018
DPLGA	Department of Provincial and Local Government Authority
DSP	Development Strategic Plan 2010-2030
ECOSOC	Economic and Social Council (United Nations)
EITI	Extractive Industries Transparency Initiative
FDI	Foreign Direct Investment
FTA	Free Trade Agreements
GBV	Gender-Based Violence
GESI	Gender Equity and Social Inclusion
GDP	Gross Domestic Product
GHG	Greenhouse Gas (emissions)
GoPNG	Government of Papua New Guinea
HDI	Human Development Index
HIES	Household Income and Expenditure Survey 2009-2010
HLPF	High-Level Political Forum
ICAC	Independent Commission Against Corruption
ICCC	Independent Consumer and Competition Commission
IFMS	Integrated Financial Management System
IOM	International Office of Migration
JMP	Joint Monitoring Program (United Nations)
KRA	Key Result Area
LGBTI	Lesbian, gay, bisexual, trans, and/or intersex
LNG	Liquefied natural gas
MIS	Management Information System
MDGs	Millennium Development Goals
MSMEs	Micro, Small and Medium Enterprises
MTDP III	Medium Term Development Plan III 2018-2022
MTFS	Medium Term Fiscal Strategy 2018-2022
MTRS	Medium Term Revenue Strategy
NCDC	National Capital District Commission
NDC	Nationally Determined Contribution
NHC	National Housing Corporation
NEC	National Executive Council
NSO	National Statistical Office
ODA	Official Development Assistance
OoU	Office of Urbanisation
Planning Act	National Planning Monitoring and Responsibility Act 2016
PMU	Project Management Unit
PNG	Papua New Guinea
PPP	Public-Private Partnership
REDD+	Reduced Emissions from Deforestation and Degradation
SCP	Sustainable consumption and production
SME	Small and medium-sized enterprises
SoE	State of Emergency
StaRS	National Strategy for Responsible Sustainable Development
TVET	Technical Vocational Educational Training
TFF	Tuition Fee Free
TB	Tuberculosis
UNCLOS	United Nations Convention on the Law of the Sea
UNDP	United Nations Development Programme
UNFCCC	United Nations Framework Convention on Climate Change
UNRCO	United Nations Resident Coordinator Office
VNR	Voluntary National Review
WaSH	Water, Sanitation and Hygiene

FOREWORD

By the Prime Minister

It is my great pleasure to present the Voluntary National Review (VNR) of the Independent State of Papua New Guinea (PNG) on the implementation of the 2030 Development Agenda and the Sustainable Development Goals (SDGs). This is the country's first national review process, which was inclusive and participatory, engaging all stakeholders from the Parliament, central departments and agencies, the private sector, development partners, provincial and district administrations, civil society organizations, academia, research institutions, think tanks, the United Nations system, and the general public.

PNG, together with 192 other United Nations member states, adopted the SDGs in 2015. The SDGs allowed us to refocus our national development priorities, create a platform for social, economic, environmental and governance agendas, guide our economic growth, and strengthen our resolve to improve access to basic services for our people in marginalised communities.

These elements form an integral part of the flagship agenda of the Marape-Steven Government: to make PNG "the richest Black Christian country", that will become economically independent by 2030. Thus, the SDGs are incorporated into PNG's Medium Term Development Plan III 2018-2022, and the succeeding Plans in the coming decades.

In the four years since we committed ourselves to the SDGs, the VNR captures the key narratives on the progress made, as well as issues and challenges faced. This has enabled us to redirect relevant policy measures and strategies to fast-track implementation of both the SDGs and national development priorities.

I am grateful that, in 2020, PNG has been accorded the opportunity and privilege to share with the world our experiences and effective practices on SDG implementation.

Since 2016, despite our economic challenges, the Government of Papua New Guinea has worked hard to meet our international obligations through the SDGs. We have embedded the goals and localised targets into our national development plans and annual budgets. We have strategically aligned our national development priorities, which fundamentally drive the SDG agenda in the country. These include:

1. Increased revenue and wealth creation
2. Quality infrastructure and utilities
3. Sustainable social development
4. Improved law and justice and national security
5. Improved service delivery
6. Improved governance
7. Responsible sustainable development
8. Sustainable population.

We have established a two-pronged development approach to support the implementation of the SDGs which includes the formation of two high-level Ministerial inter-working committees. One committee is charged with the responsibility of providing leadership and strategic oversight of the economic sector interventions that deal with raising revenues and prudent expenditures. The other, with the social and development sector interventions that ensure better quality services are reaching our people in an environment that is free from systematic wastage through corruption and complacency.

The VNR process has enabled us to assess how our various multi-sectoral initiatives are impacting the work towards achieving the SDGs. Some initiatives are generating positive results, which are encouraging, but significant areas require more focus. I am optimistic that through the collective efforts and determination of our people, the SDGs will not be a far-fetched reality. Whilst our development challenges are complex and multifarious, we are seeking alternative measures and policies to ensure that PNG is moving closer to the desired outcomes and benefits of the SDGs by 2030.

Our main strategy is to accelerate SDG implementation by improving our multi-sectoral planning, budgeting, executing, monitoring and reporting processes through engagement of all stakeholders at all levels. We will continue to harness the expertise, technology and capacities of the private sector, development partners, and local, national and international funding institutions to fully align their implementation process and to complement the huge costs associated with SDG implementation. The Business Council of Papua New Guinea will provide a strategic Advisory Group on the SDGs, to lead and champion the private sector's engagement on SDGs. An SDG Delivery Fund will be established to pool the corporate social responsibility resources of the private sector to fund priority SDG targets.

As part of our Asia-Pacific Economic Cooperation (APEC) commitment, we are establishing a Green Fund to support the scaling up of interventions in the renewable energy sector, especially the widespread use of solar power and other renewable energy technologies.

We are also aiming to increase active engagement with our youth to fully unleash their creativity and potential through targeted programs or projects. We are pursuing innovative tertiary education financing opportunities and finding strategic solutions to the many problems that confront our youth, to create opportunities for them to play significant roles in nation building.

Our immediate concern is driving sustainable economic progress through the targeted sectors of agriculture and livestock, forestry, fisheries, tourism, the extractive industry and by supporting micro, small and medium-sized enterprises. This is the priority of my Government to create wealth for PNG, ensuring greater benefits to our people from mining and petroleum resources, and generating revenue to fund development programs.

The VNR process is the first crucial step in our commitment to driving the SDGs. We will build on the initial achievements and lessons of this review and continue to pursue the right policies, build the right partnerships and take concrete actions to achieve our national vision and goals.

We cannot over-emphasise the importance of the SDGs to our country, the future of our people and our environment. We have a moral obligation and responsibility to our current and future generations, to bestow upon them a more prosperous and more secure PNG.

We will do everything within our means and capacities to achieve our goals and targets in the next decade without compromising the needs of current and future generations, and where no child is left behind.

Hon. James Marape, MP
Prime Minister
Papua New Guinea

EXECUTIVE SUMMARY

In 2015, the Government of Papua New Guinea (GoPNG) adopted the 2030 Agenda for Sustainable Development and the Sustainable Development Goals (SDGs) through the Department of National Planning and Monitoring (DNPM), who provided strong ownership and led the integration of SDGs into national development frameworks.

The Voluntary National Review (VNR) allows countries to track their progress against each of the 17 SDGs by engaging a broad range of stakeholders in discussions and debates about their own sustainable development. The DNPM, as the central coordination agency of GoPNG, is leading the VNR using the inclusive and participatory review process adopted in the Medium Term Development Plan 2018-2022 (MTDP III) and other regional and global data sources.

The VNR process was intended to stimulate interest and broaden national commitment to the SDGs, both from private and government actors. It was utilised as an opportunity to connect with stakeholders representing different sectors and levels of government.

PNG's VNR process spans four distinct phases:

- Phase 1: Initial Preparation and Organization (February to December 2019)
- Phase 2: Stakeholder Engagement (June 2019 – June 2020)
- Phase 3: VNR Preparation (November 2019 – June 2020)
- Phase 4: High-level Political Forum Presentation: April 2020 (ongoing, due for completion late 2020).

As with all countries across the world, schedules and targets have been impacted by COVID-19 lockdowns and the VNR process for PNG suffered major setbacks due to the national parliament's State-of-Emergency order in March and April 2020, which cancelled all stakeholder meetings and consultations for VNR during the review period.

The VNR process adopts a mixed-methods approach to collecting data including desk-reviews, discussions, informant interviews and informal consultations. Overall, the process is open and highly participatory, recognising all stakeholders' roles and contributions in implementing the SDGs.

Highlights of SDG Progress

While progress has been varied across all of the 17 SDGs, notable achievements are evident against Poverty (Goal 1), Zero Hunger (Goal 2), Health (Goal 3), Education (Goal 4), Affordable and Clean Energy (Goal 7), Decent Work and Economic Growth (Goal 8), Climate Action (Goal 13), Life on Land (Goal 15) and Partnership for the Goals (Goal 17). Highlights include:

- Proportion of the population living below the extreme poverty line declined from 53.2% in 1996 to 38% in 2009
- Maternal mortality rate (per 100,000 live births) decreased from 220 in 2015 to 145 in 2017
- Infant mortality rate (per 1000 live births) from 40% in 2018 to 17% in 2020
- Immunisation coverage increased from 80% in 2018 to 97% in 2020
- Health capacity and emergency preparedness
- Net enrollment in primary education increased from 68% in 2014 to 87.7% in 2017
- Gross enrolment rate from 90% in 2018 to 98% in 2020
- Proportion of rural population with access to an improved drinking water source has increased from 34.8% in 2015 to 41.5% in 2018
- PNG's existing road network has expanded to 30,000 kms and 746 bridges
- Increase in the number of village courts from 1,525 in 2015 to 1,975 in 2016
- PNG renewable energy share growth
- Real GDP per capita growth rate
- Forest area protection
- Financial resources to strengthen statistical capacity
- Debt services.

Positive trends are likely expected in Affordable and Clean Energy (SDG 7), Zero Hunger (SDG 2), Sustainable Cities and Communities (SDG 11), Clean Water and Sanitation (SDG 6), and Gender Equality (SDG 5) due to significant policy and financing shifts, coupled with accelerated implementation modalities.

Due to increasing internal and external challenges affecting Decent Work and Economic Growth (SDG 8), Responsible Consumption and Production (SDG 12), Peace, Justice and Strong Institutions (SDG 16), and Life Below Water (SDG 14), these sectors did not achieve significant progress but will be accorded utmost priorities over the next ten years.

Strong external funding support from development partners related to Climate Action (SDG 13) is evidenced by the Climate Resilient Green Growth Project, implemented by Global Green Growth Institute, to build capacity of the PNG Climate Change and Development Authority for better management of climate change impacts.

The VNR exercise provides the impetus for the government to calibrate and strengthen SDG data systems in the future. Data generated in the report is not the comprehensive account of the performance of SDGs in PNG, due to a dearth of data caused by the COVID 19 outbreak disruption. It is however evident that all partners have mainstreamed SDGs into their plans and strategies which have generated initial gains in key policy areas like poverty, education, health, law and justice, water and sanitation, disaster preparedness and the like. The SDGs and its implementation mechanisms are embedded into the national development plans and the VNR created a rich learning exercise for PNG stakeholders on how to work together and progress in the coming years.

INTRODUCTION

1.1 Papua New Guinea's National Goals and Development Principles

PNG's National Goals and Directive Principles are consistent with the 2030 Agenda for Sustainable Development and the SDGs, which seek to build a world that is just and equitable with peaceful and inclusive societies. The 1975 Constitution of the Independent State of Papua New Guinea provides a legal basis for the just, equitable and inclusive development of the country and directs all persons and bodies, corporate and unincorporated, to be guided by the following Directives in pursuing and achieving the country's aims:

- Integral human development: For every person to be dynamically involved in the process of freeing himself or herself from every form of domination or oppression so that each man or woman will have the opportunity to develop as a whole person in relationship with others.
- Equality and participation: For all citizens to have an equal opportunity to participate in, and benefit from, the development of our country.
- National sovereignty and self-reliance: For PNG to be politically and economically independent, and our economy basically self-reliant.
- Natural resources and environment: For PNG's natural resources and environment to be conserved and used for the collective benefit of us all, and be replenished for the benefit of future generations.
- Papua New Guinean ways: To achieve development primarily through the use of Papua New Guinean forms of social, political and economic organization.

Consistent with the above goals and directives principles, GoPNG has crafted strategic development policies, plans and strategies to operationalise these frameworks. These include Vision 2050, the PNG Development Strategic Plan (DSP) 2010-2030, and the National Strategy for Responsible Sustainable Development (StaRS). In addition, GoPNG is committed to upholding the tenets of the 2030 Agenda for Sustainable Development, the Paris Agreement on Climate Change, Convention on the Elimination of all Forms of Discrimination Against Women, and the Declaration of Human Rights, amongst others. As a result, these combined frameworks led to optimum use of limited resources, improving coherence and effective implementation of national development plans and projects.

1.2 Development Context in Papua New Guinea

PNG is a developing country with a growing population of 8.25 million[1]. It is situated in the southwestern Pacific region and encompasses the eastern half of New Guinea and includes 600 islands and atolls with a total land area of 462,840 km². It is known to have more than 800 diverse cultures and unique languages. The country is blessed with abundant natural resources including minerals, oil, gas and timber, and is renowned for its tuna, coffee, palm oil, cocoa, copra, rubber, tea and spices, all of which contribute significantly to its overall development. It is blessed with biological diversity and contains some of the world's most spectacular beaches and coral reefs. Its inlands include active volcanoes, mountains, dense rainforest, and popular hiking routes such as the historical Kokoda Trail.

Based on the 2017 UN Human Development Report, PNG's Human Development Index (HDI) saw it classified as a lower middle-income country, ranking 145th out of 189 countries. About 39 percent of its population is living below the poverty line of less than US$1.90 per day (Papua New Guinean Kina/ PGK7.00 [K7] per day). In terms of development trajectory, PNG is still far from reaching the top 20 countries to attain upper-middle income status by 2030.

Meanwhile, the country's Gross Domestic Product (GDP) per capita level increased from K7,314 in 2015 to K7,672 in 2016, equating to an average increase of 7.5 percent per annum (in current prices). In 2017, GDP records stood at KK72,522 million, an increase of K7,483 million or 11.5 percent from 2016 rating under the Current Price GDP[2]. Table 1 lists some key social and economic indicators for PNG.

Table 1: PNG's Social and Economic Indicators

Main Indicators	Values
Population in 2018	8.25 million
2017 GDP (Current PGK billion)	72,522
2018 GDP (Current US$ billion)	23.185 (nominal, Est.) 32.048 (PPP est.)
2017 GDP per capita (PGK)	8,294
2017 Per capita (US$)	6,000
2019 Export (Current PGK billion)	9,464
2018 Export (Current US$ billion)	21.3
2017 Import (Current PGK billion)	1,360
2017 Import (Current US$ billion)	40
Poverty rate (% of population) in 2019	39%
HDR ranking in 2017	145 /189
Debt to GDP Ratio in 2018	31.1 %

Source: PNG National Statistical Office; Department of Treasury; World Bank; United Nations Development Programme.

1.3 Unfinished Business under the Millennium Development Goals

Under the eight Millennium Development Goals (MDGs) PNG made substantial progress in health, HIV and AIDS, and education outcome indicators, but the country's overall progress towards achieving the MDGs has been mixed. It fell short on meeting most MDG targets with its 1990 baseline, although it met most localised targets. For example, PNG was able to curb and reverse the trend of HIV and AIDS, from generalised epidemic status in 2003 to concentrated epidemic at 0.65 percent prevalence, and significantly scaled-up access to testing and treatment. Likewise, tropical malaria, which affected 90 percent of the population and was the leading cause of mortality in the country, has been considerably reduced by 75 percent.

Gross enrolments in primary and secondary schools increased by one million students since 2000, particularly due to the national Tuition Fee Free (TFF) initiative introduced in 2012 to support universal educational targets.

General improvements were also noted in other demographic and health indicators including family planning methods, breastfeeding practices, nutritional status of children, maternal and child health, adult and childhood mortality, women's empowerment, domestic violence, awareness and behavior regarding HIV and AIDS and other sexually transmitted infections, and other health-related issues. Improved productivity in agriculture and food security initiatives were also reported.

These improvements were achieved due to direct government interventions in creating enabling policies for health, education, economic empowerment, and citizens' participation.

PNG continues to grapple with high rates of maternal mortality and under-five and child mortality, lack of full and productive employment, environmental degradation, and poor access to water and sanitation, electricity and the like. Eight specific, domestic concerns were reflected as key national development priorities, or key result areas (KRAs) of the MTDP III:

1. Increased revenue and wealth creation
2. Quality infrastructure and utilities
3. Sustainable social development
4. Improved law and justice and national security
5. Improved service delivery
6. Improved governance
7. Responsible sustainable development
8. Sustainable population.

[1] 2018 National Statistical Office, Papua New Guinea

[2] 2017 National Statistic Office GDP data

These priorities and their outcomes drive the SDG agenda PNG.

1.4 Accelerating the 2030 Agenda and the SDGs

The main strategy behind accelerating SDG implementation is through improved multi-sectoral planning, budgeting, implementing, monitoring and reporting processes. Mobilising and harnessing the expertise, technology and capacities of the private sector, development partners, and other national and international partners shall be pursued vigorously to improve synergy, complementation and coordination of SDG implementation.

The Business Council of Papua New Guinea (BCPNG) is leading and championing the private sector's engagement on SDGs. BCPNG has provided a strategic SDG Advisory Group and implements strategic SDG projects as part of its corporate social responsibility activities. GoPNG will work closely with BCPNG to support the scaling up of interventions in the renewable energy sector, particularly the widespread use of solar power and other renewable energy technologies.

Churches across the country have traditionally been reliable development partners. GoPNG will continue to fund the State-Civil Society Organization (CSO) Partnership Policy and its specific programs for churches and non-church CSOs in the country.

Mobilising and engaging youth is critical to fully unleashing their creativity and potential, through targeted programs or projects. Innovative tertiary education financing opportunities (for example, the Higher Education Loan Program) and finding strategic solutions to the many problems that confront PNG youths will be pursued to help create opportunities for them to take significant roles in nation building.

The Government will intensify its drive for sustainable economic progress through the agriculture and livestock sectors, forestry, fisheries, tourism and the extractive industry, as well as supporting micro, small and medium-sized enterprises (MSMEs). It aims at creating wealth and ensuring greater benefits to the people from both non-mining (renewable sector) and (non-renewable) mining, and petroleum resources-generated revenue and funds to refinance development programs through the Infrastructure Tax Credit Scheme. The windfall of these economic gains will be invested into social and other vital sectors to be able to achieve the Vision 2050 of elevating PNG to a middle income country.

This VNR is the first for PNG to evaluate its progress, especially the localisation and implementation of the global development agenda. It provides a comprehensive update on the implementation of the 2030 Agenda and its 17 SDGs, in line with the 2020 UN Handbook for the Preparation of Voluntary National Reviews.

1.5 COVID-19 Pandemic Highlights

The novel coronavirus (COVID-19) pandemic wrought an unprecedented global health crisis and dire setbacks to the PNG economy. As a response, government passed the State-of-Emergency (SOE) law. Under SOE, government services were severely hampered, normal work and business for all public, private, civil society and community activities was suspended, and travel restrictions were imposed for all modes of transportation (domestic and international air travel, land, and sea), workshops, meetings, and other forms of social gatherings.

The economic cost is massive, and the situation is evolving and remains fluid. Many businesses were forced to close which impacted services as well as livelihoods of workers and those of their families that relied on them. Fragile health services were forced to focus more on COVID-19 which affected their ability to offer other health services. Schools were closed which disrupted learning and affected national exam schedules.

Whilst there are only eleven positive cases of COVID-19 recorded in PNG at the time of writing, the government has mobilised all resources to contain the virus' spread and protect the most vulnerable populations, especially those living below the national poverty line.

The government adopted a recovery and stimulus package worth K4.4 billion to cushion the economic impact of the COVID-19 pandemic. Food security programs in Port Moresby are currently being initiated, seeing subsidised shipping costs for farmers especially from the Momase and Highlands region. Support to small and medium-sized enterprises (SMEs) and business houses are now considered immediate priorities under the economic stimulus package, including support to other sectors and increased funding to build a resilient and modern health system to address current and future disease outbreak response and management.

METHODOLOGY & PROCESS OF THE REVIEW

The President of the United Nations Economic and Social Council (ECOSOC) endorsed GoPNG's intent to present its first VNR at the 2020 High-Level Political Forum (HLPF) on Sustainable Development in February 2019. DNPM, as the central planning and monitoring agency, served as the lead convener in reviewing the SDGs using the review process of the MTDP III, and other data generation methodologies.

In ensuring national ownership, transparency and inclusiveness, PNG's VNR adopts a highly participatory approach involving all sectors and levels of government. The main intent of the VNR process was to stimulate interest and commitment to the SDGs both from private and government actors. The VNR process utilised different methodologies and stakeholders in assessing the SDGs and MTDP III implementation. An outline of key phases and processes is outlined in Table 2, with elaboration of each phase and activities following.

Table 2: PNG's Voluntary National Review Process

VNR PHASES AND KEY PROCESSES	TIMELINE
Phase 1: Initial Preparation and Organization	
PNG's intent for VNR transmitted to UN ECOSOC	20 February 2019
Scoping meetings and stakeholder mapping	Oct – Dec 2019
National institutional arrangements (structure & ToRs) and VNR report structure finalised.	14 December 2019
Phase 2: Stakeholder Engagement	
Introductory VNR awareness workshop held with national stakeholders	June 2019
Stakeholder Engagement Strategy embedded in VNR report preparation	Jan – Feb 2020
Stakeholders (sectors, departments, agencies & other state authorities) consultation	Mar - Apr 2020
CIMC, civil society, church, academia consultation	Mar - Apr 2020
Private/business sector consultation	Mar - Apr 2020
Development partners, youth and marginalised sector consultations	Cancelled due to COVID lockdown.
Draft VNR report presented to Central Agencies Coordinating Committee and National Executive Council for endorsement	June 2020
Phase 3: VNR Preparation	
Workshop for SDG focal points	Nov 2019
Data gathering and validation for the zero draft of the VNR Report	Jan – Mar 2020 (suspended due to COVID pandemic)
VNR zero draft review by PIFS	Cancelled due to COVID pandemic
National VNR Validation Workshop (including MTDP III review)	Mar - Apr 2020
Regional consultations	Cancelled due to COVID pandemic
Frame the VNR's first draft	Apr 2020
Delivery of main messages	1 May 2020
Submission of VNR main report to UN Department of Economic and Social Affairs (UN DESA)	26 Jun 2020
Phase 4: HLPF Presentation	
Complete DESA questionnaire	Apr 2020
Audio/visual materials submitted to DESA	26 Jun 2020
VNR presentation to the New York Ministerial Segment (ECOSOC, to provide advice on alternative presentation due to COVID pandemic)	14-15 July 2020
Consolidation of findings and feedback	Aug – Sep 2020
Determination and implementation of next steps	Oct 2020 onwards

2.1 Summary of Phase 1-4 activities

Phase 1: Initial Preparation and Organization

Phase 1 focused on key groundwork activities after the ECOSOC approval of GoPNG's intent to present its VNR in February 2019. During this phase, the VNR reporting structure and templates were extensively discussed with key stakeholders and initial data generated from the UN, national and international CSOs, the private sector, development partners, and other stakeholders.

The preparation process was managed by the DNPM in collaboration with the Department of Foreign Affairs and International Trade (DFAIT), the United Nations Resident Coordinator Office (UNRCO), and the various focal points across government and private sector organizations. Initial engagement with the private sector, civil society, academia, development partners and other stakeholders was also carried out through on-one-on consultations, workshops and peer reviews from June to September 2019 and in March 2020 before the COVID-19 pandemic shut down the country. The majority of government agencies, along with a few members of the private sector, with representatives from CSOs, NGOs, and research institutions were involved in these consultations. DNPM engaged most of its technical staff to collect initial data and draft reports.

Phase 2: Stakeholder Engagement

Phase 2 mobilised all levels and sectors of government including parliament, as well as the private sector, civil society, academia, think tanks, provincial and other reporting committees, to drive discussions on the collective efforts to meet the targets. During this phase, a series of awareness consultations and workshops were held to:

1. Assess and review the national goals and targets and validate progress of SDG implementation
2. Enhance the institutional coordination arrangement and stakeholder engagement strategy
3. Engage the private sector, CSOs and development partners in the VNR process
4. Determine the huge economic challenges faced by PNG in meeting SDG targets.

Phase 3: Voluntary National Review Preparation

Phase 3 focused on collating and validating agency progress reports in line with the MTDP III and localised SDG indicators and targets. Other data sources were also drawn from the National Statistical Office (NSO) as well as reports from the private sector, development partners, civil society, academia and research institutions reports, and provincial offices. These data sources are used to assess PNG's progress in achieving the SDGs and to arrive at the zero draft of the VNR.

The data generation and validation process suffered major setbacks in March- April 2020 when the national parliament passed an SOE order and associated laws due to the COVID-19 pandemic. This resulted in government shutdown and all state, private sector, civil society, and communities were forced to work from home. The SOE prohibited assemblies or congregations of people and restricted international and domestic travels. Consequently, all planned stakeholder meetings and consultations for VNR were cancelled during this time.

DNPM hosted at least 14 one-on-one agency consultations to validate the SDG reports with government agencies and the private sector. The following questions were used to guide discussions:

- As a crucial SDG stakeholder, what are your key contributions or achievements associated with the SDGs that you wish to highlight in the VNR report?
- Amongst the 17 SDGs, which of the SDGs should be given in-depth analysis in the VNR report?
- What are the innovative or successful programs and projects, or best practices that you can share?
- What are the key challenges, issues and lessons learnt in SDG implementation?
- In pursuit of the SDGs, how can the overall implementation, management and engagement of stakeholders be further improved?

Phase 4: Report prepared for High Level Political Forum

Concise VNR messages were drawn from candid assessments of the SDGs and the MTDP III mid-term review, as well as stakeholder recommendations during the VNR consultations. At the same time, videos and visual materials were produced on time to DESA to complement the VNR presentation to the New York Ministerial Segment.

Overall, PNG's VNR process was highly participatory and inclusive and recognised all stakeholders' roles and contributions in implementing the SDGs. It captures the mainstreaming of SDGs into national development plans, describes its implementation mechanisms, and documents the country's overall SDG achievements. The disruption of inflow of data and reports and cancellation of workshops and consultations, however, due to COVID-19 was a major setback for the VNR team, especially given its occurrence at the crucial report writing time.

The SDG review process was managed by core members of the SDG Technical Working Group with representatives from DNPM, DFAI, UNRCO, United Nations Development Programme (UNDP) and NSO. The Technical Working Group played a vital role in overseeing the review of SDGs in PNG, as well as providing technical guidance and quality assurance during the VNR report preparation. The VNR created a rich learning exercise for all SDG stakeholders on how to monitor and report SDG progress in the coming years.

POLICY & ENABLING ENVIRONMENT

3.1 Ownership of SDGs in Papua New Guinea

PNG adopted the concept of sustainable development well before SDGs were formally introduced into the public policy discourse. In 2014, GoPNG developed the StaRS, which aligned well with the sustainable approach to development advocated by the SDGs. The SDG induction workshops held by DNPM were received with widespread acceptance across all sectors, allowing them to intensify the localisation and mainstreaming of the SDGs in 2016. The crafting of the SDG roadmap in 2016 set the framework for integrating the 2030 Agenda and the SDGs into PNG's MTDP III. This roadmap provides the avenues to articulate the governance and overall SDG coordination mechanisms, especially in financing implementation, monitoring and reporting.

3.2 Localisation of SDGs

PNG's SDG localisation process was built on the experience of the MDGs. The United Nations provided technical support in 2016 to 2018, which involved a comprehensive review of the 17 goals, 169 targets and 241 indicators to assess their relevance to the national context, the feasibility of targets and indicators, and determining data sources and collection frequency. Consequently, 46 SDG indicators were embedded into the eight key development priorities of the MTDP III (as listed Section 1.3)

Figure 1: SDG integration to MTDP III 2018-2022

PNG has driven the SDG localisation process, streamlining the governance coordination structures that began with MDG implementation. New features include the formation of the Technical Working Group, or eight Coalition of Partner groups[3] based on thematic sectors. The 241 SDG indicators were localised and through disaggregation, the additional indicators relevant to PNG's development outcomes were generated, resulting in 279 localised indicators being identified for PNG. These were then prioritised under five main clusters: social, economic, environment, governance and means of implementation.

[3] These are made up of respective government departments, private sector, donor partners and CSOs and whose work is related to each SDG and the eight MTDP III KRAs.

Figure 2: PNG MTDP and SDG Governance Structure

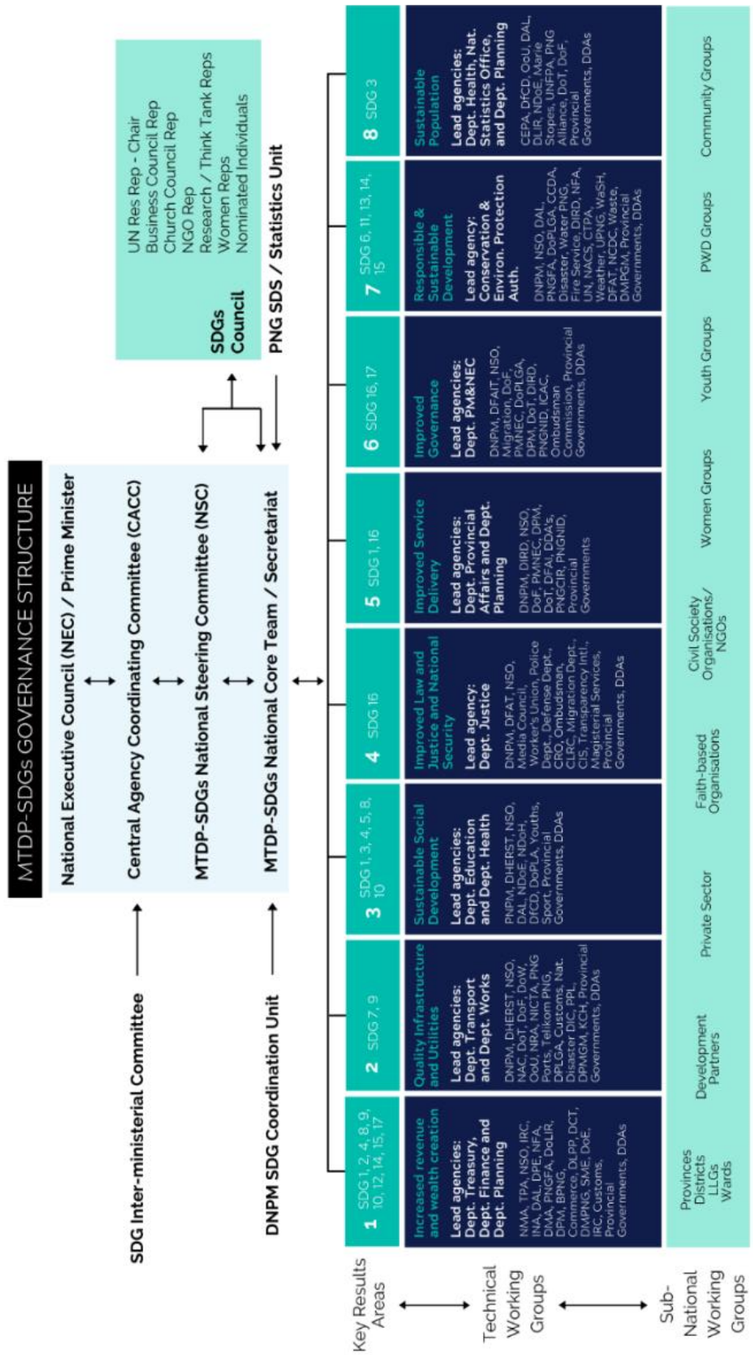

The localisation process involved a series of workshops and consultations. DNPM with support from UNDP organized a two-day workshop to introduce the SDGs; one day for the government agencies and another day for the private sector, civil societies, research/academic, youths, people living with disabilities and other interested groups. Other follow-up consultations, validation workshops and in-house meetings were also held with all SDG stakeholders, especially development partners, private sector, CSOs and academic institutions. These exercises were facilitated with SDG focal points in each of the Coalition of Partners. These meetings were held along with the MTDP III development process.

Other key features of the localisation process included undertaking a comprehensive review of SDG targets and indicators to determine their relevance and suitability to PNG and the development of the MTDP III. With support from the UN, several stakeholder consultations and validation exercises were held to vet SDG indicators. Resultantly, 46 SDG indicators were deemed immediately suitable with feasible data sources thus included into the MTDP III.

Around the same time, DNPM was leading the process to frame the MTDP III, holding various national and regional workshops with all relevant stakeholders. This allowed for the SDGs to be well integrated into the key national development planning and budgeting framework. MTDP III is then used by other government sectors, development partners, private sector, CSOs and others to build their strategic planning and budgeting frameworks.

3.3 Emerging National Issues

Four key issues that have had a major impact on broader social, economic, environmental and cross cutting areas are:

3.3.1 Unsustainable population growth

This is one of the major development issues currently faced by PNG. The country's total fertility rate is 4.2 percent and the population growth rate is posted at 3.15 percent[4] of the GDP per capita decline as population figures overshoot the expected carrying capacity of the economy and by doing so, add strenuous pressure on the economy.

At this population growth rate against the current population of 8.4 million, the country will likely exceed 10 million people in 2022 which will consequently add more burden, load and pressure on the limited goods and services provided by the government to meet their demands.

3.3.2 Urbanisation

Between 75-80 percent of PNG's population is rural based. Due to a lack of services and limited employment opportunities in rural areas, people are migrating to urban areas. Once there, most land in squatter and peri-urban settlements, able to take up only menial jobs and with many resorting to illegal activities. This has aggravated existing social and economic issues in most urban towns and cities across the country, including the high cost of housing, unemployment, increased crime rates, customary land tenure issues in peri-urban areas, and general security concerns. These issues are increasing daily realities for people living in all urban centres and need to be addressed by the government soon.

3.3.3 Decentralisation

Decentralisation is a critical development agenda issue that continues to evolve. In 1995, the Organic Law on Provincial and Local Level Government that gave more autonomy to provincial governments was scrapped, with powers reverting to the national level. In 2014, the District Development Authority Act was passed giving districts increased authority to manage themselves, including generating their own income. However, only a few districts have functioned as hoped and have delivered expectations according to the Act.

In recent years, a renewed drive for increased independence saw several provinces granted autonomy by the national government, but the necessary instruments were not complied with. Nevertheless, the Service Improvement Programs continue to channel more resources to districts and provinces to streamline service delivery in line with the National Service Delivery Framework[5]. While the intent of the Service Improvement Program is good, more accountability and monitoring of policy implementation is required to prevent corruption and misuse of resources. The current Marape Government advocates the downsizing of central government personnel to deploy more public servants to provinces and districts, to augment service delivery.

3.3.4 Bougainville

The unique case of Bougainville represents a key destabilising issue for PNG, if not managed properly. Bougainville and the national government were enmeshed in a decade-long civil war in which thousands of people lost their lives and livelihoods. The Bougainville Peace Agreement was signed in 2001 and one of its terms was to hold a non-binding referendum to determine the future of Bougainville, addressing a secessionist movement to break away from mainland PNG that had begun well before PNG itself achieved independence in 1975. The civil war only added fuel to that movement. The referendum was held in December 2019 and an overwhelming 98 percent of Bougainvilleans voted for independence. The results are now before the national parliament and discussions between the Autonomous Bougainville Government and national government are on-going, prior to the results of the non-binding referendum being debated and voted on. The Bougainville elections are scheduled for open of writs in June 2020, to be returned in September. The results of the upcoming election and the parliamentary debate on the referendum's non-binding results are both critical to the relationship between PNG and Bougainville, as well as the greater agenda of decentralisation between the national government and the provinces.

3.4 Critical Entry Point for Accelerating Progress on SDGs

Learning from the MDGs, the key entry point into the SDG agenda was the strong institutional arrangements and partnership structures that strengthen collaboration within government, development partners and citizens across all SDGs. The MDG governance structure was rebuilt with new features, taking into consideration the broad-based development agenda of the SDGs. The VNR process makes use of these pre-established, and fortified, structures in Figure 2.

The integration of SDGs into the MTDP III, and their implementation, enables GoPNG to report on both policies concurrently. This was not the case for MTDP I (2011-2015) and MTDP II (2016-2017), which made coordination with the MDGs difficult. One of the key lessons of the MDG process, especially in its later stages, was the necessity of strong political leadership and commitment towards accelerating key service delivery areas. Political leadership on the MDGs was one of the factors that helped partners gravitate towards the agenda. This same energy and enthusiasm continues into the SDGs era.

Accelerating the achievement of SDGs will also result from effective monitoring and tracking of their progress with key stakeholders. This was the tough lesson from the MDG experience – that PNG was not able to monitor and track its targets and indicators. UNICEF introduced the MDG tracking tool (DevInfo) along with some training for national and provincial planners, but the tool was not sufficiently utilised. Similar tracking tools were introduced by the Department of Provincial and Local Government Authority (DPLGA) for the Provincial Information Management System and the District Information Management System of the Department of Rural Implementation and Rural Development. While these are useful tools for tracking and monitoring progress at all levels of government, again, the tools were not utilised. Thus, DNPM has developed the PNG Strategy for Development Statistics to map out all national development data producers and data sources, especially by government agencies, which has oversight of relevant stakeholders' activities in the sector.

DNPM is also now building a National Data Centre managed by a dedicated Project Management Unit (PMU). The National Data Centre when fully functional should have all the development indicators for the MTDP and SDGs, and work closely with the sector responsible to track progress and relevant updates for public consumption. The VNR process has stimulated ideas and discussion on progressing innovative and creative ways of tracking SDGs in the future.

3.5 Leaving No One Behind

One of the pillars of the SDGs, not included in the MDGs, is the pledge to leave no one behind. Broadly speaking, this means "taking explicit action to end extreme poverty, curb inequalities, confront discrimination and fast-track progress for the furthest behind."[6]

In PNG, wide equity gaps exist in the population, ranging from the very wealthy to segments of population that are the most disadvantaged across Asia and the Pacific. Analysis of PNG's Demographic and Health Survey (DHS) 2016-2018 and Multiple Indicator Cluster Surveys[7] determined the following imbalances across the country:

1. Bank account ownership: The average bank account ownership rate is 40 percent. For households in the bottom 40 percent wealth distribution segment, bank ownership rate is eight percent (compared to 96 percent in the best off population segment).
2. Basic drinking water: Average access to drinking water is 45 percent. Households in the bottom 40 percent wealth distribution segment have 21 percent access to basic drinking water (as compared to 90 percent access in the best-off population segment).
3. Access to basic sanitation: Average access is only 22 percent. The furthest behind groups are households in the bottom 40 percent of the wealth distribution with secondary education as the highest level of education, among which only nine percent have access to a basic sanitation facility (compared to 56 percent in the best-off group).
4. Access to clean fuels: On average, only eight percent of the population has access to clean cooking fuels. The furthest behind groups are households in the bottom 40 percent of wealth distribution living in rural areas with primary education as the highest level of education, among which none have access to clean cooking fuels (compared to 40 percent in the best-off group).

[4] 2011 National Population Census

[5] National Service Delivery Framework sets out the minimum level of services that the government will provide at each service delivery centre, to guide the delivery of services based on a special planning approach

[6] What does it mean to leave no one behind? - A UNDP discussion paper and framework for implementation, July 2018

[7] Analysis done by United Nations Economic and Social Commission for Asia and the Pacific, and United Nations Economic Commission for Latin America and the Caribbean

5. Access to electricity: On average, only 15 percent of the population has access to electricity. The furthest behind are households in the bottom 40 percent of the wealth distribution living in rural areas, among which none have access to electricity (compared to 55 percent in the best off group).

6. Completion of higher education among people aged 25-35: The average completion rate of higher education is only eight percent. The furthest behind groups are households in the bottom 40 percent of the wealth distribution in rural areas, among which only three percent have completed higher education (compared to 21 percent in the best-off group).

7. Completion of secondary education among people aged 20-35: The average completion rate of secondary education is only 16 percent. The furthest behind groups are women living in households at the bottom 40 percent of the wealth distribution, among which only three percent have completed secondary education (compared to 34 percent in the best-off group).

8. Access to skilled birth attendance: Average access to skilled birth attendance during childbirth is only 61 percent. The furthest behind groups are women in households in the bottom 40 percent of the wealth distribution with no education, among which only 26 percent have access to a skilled birth attendant during childbirth (compared to 90 percent in the best-off group).

9. Access to modern contraception: Average use of modern contraception is 50 percent. The furthest behind groups are women living in households at the bottom 40 percent of the wealth distribution, among which 41 percent use modern contraception (compared to 65 percent in the best-off group).

10. Stunting rate in children under five years of age: The average stunting rate in children under five is 43 percent. The furthest behind groups are children living in households in the bottom 40 percent of the wealth distribution, whose mothers have either no education or secondary education, among which 56 percent are stunted (compared to 30 percent in the wealthiest).

11. Wasting rate in children under five years of age: The average wasting rate in children under five is nine percent. The furthest behind groups are children living in households in the bottom 40 percent of the wealth distribution and with more than two children under the age of five, among which 13 percent suffer from wasting (compared to five percent in the best-off group).

The largest gaps between the best-off and furthest behind groups in PNG are evident especially through rates of bank account ownership (88 percentage points), access to basic drinking water (69 percentage points), skilled birth attendance (64 percentage points), and electricity (55 percentage points) – as shown in Figure 3.

Figure 3: Gaps in access to opportunities in PNG

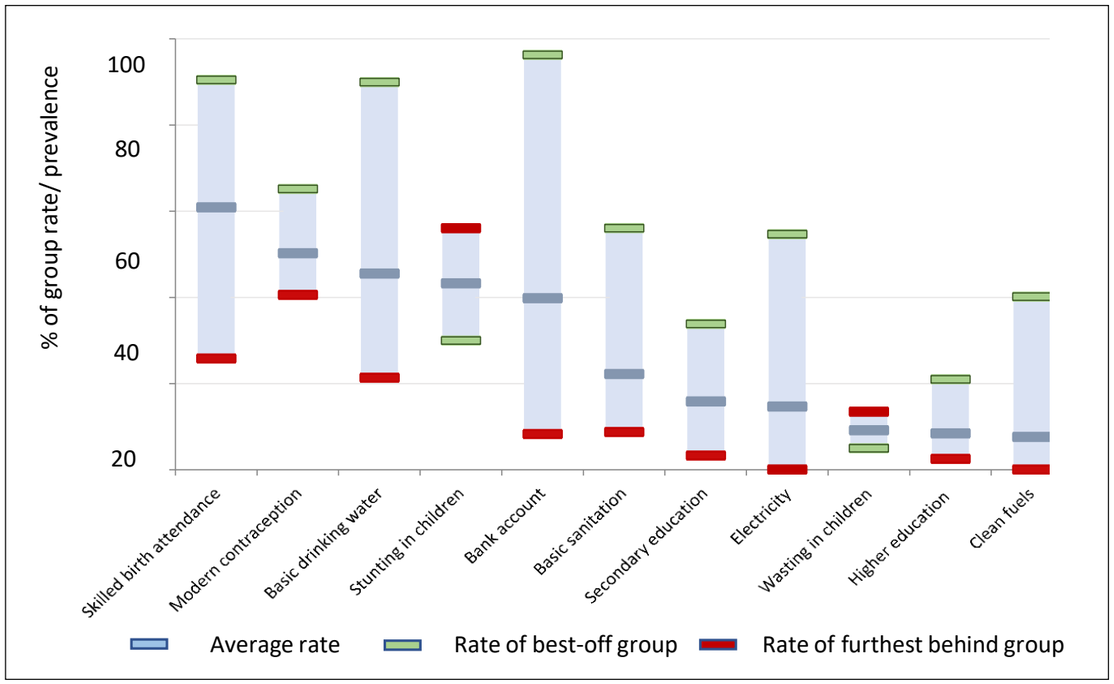

Source: ESCAP elaboration using data from the DHS 2016-2018 survey

3.6 Institutional Mechanisms

At the policy level, the National Planning Monitoring and Responsibility Act 2016 (Planning Act) provides the legal framework to embed the SDGs into the MTDP. The Planning Act established the national planning framework, the National Service Delivery Framework, the annual budget framework paper and the MTDP monitoring and evaluation framework, and links the annual budget to the MTDP. It sets out obligations, duties and responsibilities on heads of state entities to ensure compliance with the Planning Act and its components. It empowers and authorises DNPM, as the department responsible for planning and monitoring matters, to establish and ensure consistency and full implementation of the above frameworks.

The Planning Act stipulates the need for appropriate institutional mechanisms to oversee and implement the SDGs vis-à-vis MDTP. Given the complexity of the SDGs, PNG requires a suitable institutional arrangement to respond to the various needs and interests of all public and non-state stakeholders. The country utilised the existing governance structure under the MDGs. This includes a:

- National Steering Committee (at the parliamentary level)
- Technical Working Group (co-chaired by UNRCO and DNPM and includes members from all government agencies, academics and observers from private sector and CSOs)
- Core Working Group (comprised of DNPM, UNDP, UNRCO, NSO)
- DNPM Secretariat (supported by UN).

This structure was mobilised to transition the SDGs alongside the MTDP.

The MTDP-SDG governance structure involves the following steering and working committees:

i. National SDG Inter-ministerial Committee: A high level policy making body composed of members of national parliament providing overall oversight, assessing performance and accountability of the SDGs in the country.

ii. SDG Council: Composed of independent experts in the areas of, but not limited to, policy, science, research and think tank representatives, academia, climate change, civil society, private sector, development partner representatives and other nominated individuals.

iii. SDG National Steering Committee: Comprising heads of departments, agencies or organizations of the eight Coalition of Partners or Technical Working Groups. It is co-chaired by the Secretary of DNPM and the UN Resident Coordinator.

iv. Coalition of Partners or Technical Working Groups: Comprised of senior technical officers from central departments and agencies, civil society, development partners, private sector, provinces and other partners.

v. SDG Core Team: consists of senior officers from DNPM, DFAIT, NSO, Department of Transport, Department of Finance, DPLGA, and UNRCO and UNDP in PNG, and provides technical support to the overall coordination, monitoring, review, and reporting of the SDGs.

vi. SDG Secretariat: provides technical support to the SDG Core Team and various SDG working committees, chaired by the First Assistant Secretary of the Policy and Budgets Division at DNPM.

3.7 Partnership for Sustainable Development

Sustainable partnerships are the cornerstone of successful implementation of the SDGs and MTDP III. Since the adoption of the SDGs and its concomitant processes, there has been strong broad-based participation among all stakeholders. The government's public-private partnership (PPP) policy provides the framework that galvanises these partnerships.

Other policies have provided specific guidelines to harness different relationships, for example, the CSO policy that defines the parameters and relations between CSOs and government; and the Development Cooperation Policy that strengthens collaborative partnership between government and development partners. Special arrangements with other stakeholders through memorandums of understanding are also undertaken for effective resource sharing and mutual cooperation.

GoPNG puts a premium on partners that support the principle of "leaving no one behind" and that provide key social and development services in rural and remote areas, especially for disadvantaged and vulnerable communities. This includes those churches under the Church-State Partnership Program that provide half of the health and education services in rural communities. Under the Civil Society Partnership Policy, the government provides the funding for church-run schools and health services throughout the country.

Private sector organizations also play a significant role here, especially in infrastructure development and social services (for example, mining or gas drilling companies provide all infrastructure and social services such as health and education

within their enclave areas). Others such as Oil Search Limited and Newcrest Mining (Lihir) expand to other provinces.

Private foundations that support SDGs using their own resources include:

- Digicel Foundation and Steamships Foundation, who are expanding health and education services in remote areas and with the most vulnerable communities. To date, Digicel PNG Foundation has invested over US$22.292 million and built 53 early learning halls, 176 classrooms for primary schools and 134 elementary school classrooms along with 32 libraries in PNG. In health services they target rural and remote communities through the provision of 35 mobile health clinics, nine rural health aid post upgrades and 10 air ambulance float planes to service rural coastal areas, especially in the Sepik provinces. Digicel Foundation provides those services through government, church and other CSOs.
- Susu Mama provides maternal and child health care services, health system strengthening support and infectious diseases support services such as HIV, TB and malaria, through 35 facilities in four provinces. Most of their mobile health clinics target remote communities.

More private sector companies have now stepped up in integrating SDGs into their daily business operations. For example, BCPNG, in collaboration with its member-companies, is currently developing an SDG dashboard to document its overall contribution to SDGs, with support from UNDP. Other organizations that promote dialogues and cooperation on SDGs include the Chamber of Commerce and Industry, Manufacturers Council of PNG, and regional and global business and economic platforms including APEC.

Civil society plays an active role in SDG implementation. The National Executive Council (NEC) established the Consultative Implementation and Monitoring Council (CIMC) in 1998 to bring together all CSOs to work with other public and private partners and interest groups in advancing the SDG agenda. The CIMC has assisted the effective functioning of nine sectoral committees on:

1. Law and order
2. Transport and infrastructure
3. Informal economy
4. Agriculture and natural resources
5. Commerce and associated services
6. Family and sexual violence action
7. Health and population
8. Education and training
9. Governance and service delivery.

CIMC has shown to be an effective model of partnership in addressing urgent development issues associated with MTDP and SDGs, including the VNR 2020.

Coordination is established across all sectors and levels of government. The uptake of SDGs and MTDP is mandatory for all public agencies as stipulated in the Planning Act. The challenge is tracking performance and real-time reporting to enable decision makers to address the bottlenecks. These challenges become more evident at the sub-national level. The Provincial Local Level Government Services Monitoring Authority, the body created to coordinate service delivery and coordination issues at national and sub-national levels, is now working at an alternative and cost-effective model to address this issue.

3.8 2020 – 2030 Vision

Vision 2050 aims for PNG to be a happy, healthy, wealthy, wise and prosperous country by 2050. It translates the desires of the National Constitution, that is, to become one of the most progressive economies in the Pacific. The Vision drives the crafting of the DSP 2010-2030 and the MTDP III, both of which are consistent with the SDG agenda.

In line with the SDG timeline, GoPNG will need to develop three MTDPs. The current MTDP III largely targets the economic sector by improving revenue generation and sustaining essential social services. Future MTDPs will continue efforts to provide an enabling environment for SDGs, expanding revenue generation initiatives, delivery of essential social services, promotion of SMEs, infrastructure, tourism, agriculture, decentralisation, environment and others.

REVIEW OF SDG IMPLEMENTATION IN PAPUA NEW GUINEA

SDG 1. NO POVERTY

End poverty in all its forms everywhere

Overview

GoPNG is faced with the mammoth task of reducing the national poverty rate by 2030. In a society where the majority of people have land and live by subsistence agriculture in their communities, with a strong social order, poverty is often controversial in definition. PNG defines poverty by the inability to have access to opportunities and basic services, or 'poverty of opportunity'. In contrast, those in urban settlement areas who moved away from their land to seek opportunities in urban areas do not necessarily fall into PNG's definition of poverty. Like the rural population, they can provide for their basic needs in terms of food, but not necessarily clothing, housing, clean water and sanitation. Access to markets and other basic public services such as education, health and government services is often influenced by access to roads, air, and sea ports.

PNG's current economy has been hard hit by volatile global commodity pricing, and a series of natural disasters affecting key resource sectors. This has resulted in limited economic opportunities, affecting sustainable livelihood. This situation is further compounded by the topographical challenges with rural and remote populations.

The national poverty roadmap aims to provide inclusive and equitable opportunities to reduce poverty levels in PNG. The country's poverty strategy is captured in Vision 2050, the DSP 2010-2030, and the MTDP III. In an effort to address the SDGs, GoPNG localised SDG1 into its MTDPIII sector growth goals linked to strategies and identified key investments.

Status and Trends

Poverty remains a big problem for successive governments since independence in 1975. Numerous government interventions have been instigated over the years to improve the livelihood of Papua New Guineans. The Household Income and Expenditure Survey (HIES) 2009-2010 revealed:

- Declining poverty incidence at the national and sub national levels as well as across different population groups. The proportion of the population living below the extreme poverty line declined from 53.2 percent in 1996 to 38 percent in 2009. In 2010, 34.6 percent of the country's workers and their families were living on less than US$1.90 per person per day.
- The proportion of population living below the national poverty line was still high at 39.9 percent in 2009 but was reduced to 39 percent in 2017. The country was rated 145 out of 188 countries under the UNDP Human Development Report of 2017, with most of the population living below the poverty line (less than $1.90 or K6.00 per day).

While addressing poverty remains a challenging issue for the country, the government is confidently investing in infrastructure, SMEs, district services improvement programs, and other economic impact partnership arrangements such as those through agriculture, transport, and fisheries. GoPNG is optimistic that many people will have improved standards of living and declining poverty incidence in the next Census or HIES report.

Social Protection

Social protection is a complex issue in PNG. The country is faced with daunting challenges in defining and managing its disadvantaged and vulnerable groups within the population who are exposed to daily hardships, violence, abuse, exploitation, and negligence. These include disabled people, widows, children (including orphaned, adopted, and fostered children), settlers, landless people, those suffering acute poverty with no means for self-sustenance, and the elderly. In many cases, vulnerability is caused by lack of access to economic and social opportunities, and lack of access to basic services.

Social protection in PNG is community-tribe or family-based, where communities outside of a formal environment provide social protection systems (wantok system, traditional safety net system) of care and support to disadvantaged, vulnerable and marginalised groups. Over the years, the practice has been weakened by various social and economic factors.

This raises the demand for a more unified and coherent policy framework. Due to the absence of such a framework, many development players like NGOs, CSOs, churches, and faith-based organizations including the government have delivered distinct and varying social protection programs to support affected groups such as unemployed and out-of-school youths, the elderly, disabled, children with special needs, orphans from HIV and AIDS, and women.

Most social protection programs in PNG focus on:

- protection and promotion of human rights
- HIV and AIDs testing and care
- women's' refuge centres and female economic empowerment
- literacy and skills training (special education, treatment and rehabilitation programs)
- trade skills scholarship programs
- loan and financing services
- benefits to members from superannuation funds (retirement benefits), financial companies' insurance, and pensions for ex-service uniform officers.

In recent years superannuation funds have experienced exponential growth in membership and in their assets portfolios, generating huge profits for their members. The funds include Nambawan Super Limited, National Superannuation Fund Limited (Nasfund), Defence Force Retirement Benefit Fund Limited (DFRBF) and Aon Master Trust PNG Limited. Nambawan Super has doubled in size, growing from PGK3.7 billion in 2013 to PGK 7.7 billion in 2019, with a 50 percent increase in membership from 130,000 to 200,000. Although primarily a government employees' fund, they now have over 40 private sector employers who have joined.

The private sector employees' superannuation fund, Nasfund has also grown over the years. Their fund value grew from PGK3.719 billion in 2013 to PGK5.3 billion and their account holders grew from 461,044 members and 173,799 active contributors to 584,679 active account holders. Similar growth is seen in other funds such as Teachers Savings and Loan Society which grew by 201 percent between 2009 to 2019 with the fund growing from PGK133 million to PGK400 million

Photo courtesy of World Vision

Access to Government Services

Accessing basic services outside the main provincial and urban centres remains a challenge for people living in outlying areas. Currently, the urban population is growing rapidly but over 80 percent of the population still resides in peri-urban, rural and remote areas. Government is under constant pressure to deliver services across the country with considerable challenges due to isolated geographic locations, rugged terrain, and often punishing environmental conditions that contribute to the high cost of delivering services.

Establishing, upgrading, and maintaining transport infrastructure, communication and service delivery facilities are expensive and challenging exercises and, in some cases, isolated communities will for the long term only remain accessible by sea or air. Some community members are deprived and marginalised by attitudes more than geography. Persons with disabilities, survivors of domestic violence, elderly vulnerable persons, children, and women are often left out of development.

Gaps and Challenges

Vision 2050 aims for PNG to become a middle-income country by 2030 - a daunting challenge given its current HDI rating of 145 out of 189 countries with 39 percent of the population living below the poverty line. The government's aspiration to reach the top 10 or 20 countries by 2030 is hampered by weak institutional support and unclear priorities accorded to marginalised sectors of the society.

This is compounded by the increasing population rate of 3.1 percent annual growth, over its economic growth rate of 2.4 percent annually over the last ten years. The burgeoning population has resulted in many unemployed youths demanding government services and more employment opportunities. This further increases government expenditure over its revenue generation annually on average.

PNG's average annual public expenditure grew by 20 percent which is considerably higher than its annual revenue generation at 14 percent. This has adversely affected the delivery of basic services in meeting SDG priorities. However, GoPNG is committing to resolving these challenges by crafting medium-term policies and plans to finance key economic and infrastructure projects, strengthen development partnerships to deliver relevant programs or projects, and achieve greater impact on the economy.

Next Steps

1. Government to foster and strengthen partnership and collaboration between government, CSO and churches, including promotion of the PPP and donor partnerships for development.
2. Government to pursue a cross cutting development agenda together with critical economic and social development programs or projects with annual budgetary support.
3. Government to carry out a mid-term review of the National Population Policy and its implementation strategies to address the high population growth rate of 3.1 percent, increase the economic growth rate of 2.4 percent, and increase the national employment rate.
4. Government to fully implement a demographic project to increase education awareness of women and girls around early marriage and consequently, delaying pregnancy.

SDG 2. ZERO HUNGER

End hunger, achieve food security and improved nutrition and promote sustainable agriculture

Overview

SDG2 encourages activities such as sustainable agriculture and supporting smallholder farmers so to reduce the global ratio of one out of every nine people going to bed hungry every night[8]. GoPNG significantly contributes to this goal through focusing on the increased accessibility of sustainable agriculture such as its policy on small farmer entrepreneurs (SMEs), the accelerated establishment and promotion of cash crop farming (copra, coffee and cocoa), and advocacy and promotion of livelihood projects initiated by various governments. These activities increase physical, social and economic access to sufficient, safe and nutritious foods to meet the PNG population's daily dietary and food preference requirements.

GoPNG has also inserted, into the PNG Dental and Medical Catalogue 2010, the therapeutic food supplements required to treat the condition of severe acute malnutrition. These supplements are available in all major health facilities throughout PNG. The country case-fatality rates for children under the age of five have shown a steady decline, signaling that malnutrition can be controlled and managed. These are incredible achievements that show together we can make the goal of ending hunger and malnutrition by 2030 a reality.

Photo courtesy of World Vision

Status and Trends

PNG is facing a nutrition crisis with almost one in two children affected by stunting, posing a critical threat to survival and development. Given that the human and economic costs of malnutrition are inextricably linked, this also poses a major threat to sustainable economic growth for PNG.

Approximately 33 percent of all hospital deaths of children under five are either directly or indirectly caused by malnutrition. Study estimates show that malnutrition could be the underlying cause of up to 76 percent of total deaths of children under five. The study estimates that the undernutrition of children will cost the PNG economy the equivalent of US$508 million yearly, and climb, if not corrected. That is almost 2.8 percent of PNG's annual GDP. These losses occur via three main pathways:

1. Losses in productivity from a reduction in labour force due to increased childhood mortality, estimated at US$46 million (0.26 percent of GDP)
2. Losses in potential income and productivity from poor physical status and reduced cognitive function, estimated at US$459 million (2.54 percent of GDP)
3. Losses from increased health care expenditure in treating diseases associated with childhood undernutrition, estimated at US$3 million (0.02 percent of GDP).

It has been widely assumed that economic growth alone should drive a reduction in child undernutrition. The World Bank, for example, had estimated that a 5.0 percent per year GDP growth rate would predict a reduction in national stunting prevalence of around 0.9 percentage points per year. This points to the urgent need to make targeted investments to improve child nutrition outcomes in PNG, rather than assuming economic growth alone will drive a reduction in stunting and other forms of undernutrition. It is not possible to promote inclusive and sustainable economic development in the long term in PNG if around half of the working age population continues to suffer reduced productivity due to childhood undernutrition. Indeed, child undernutrition will likely impede the potential impact of other aid investments by bilateral and multilateral donors for the purpose of promoting economic growth.

Nutrition-specific interventions alone will not combat child undernutrition in PNG. It is critical to complement these with nutrition-sensitive investments across a range of sectors to address the underlying causes of child-undernutrition,

[8] Food and Agriculture Organization of the United Nations, State of Food Security and Nutrition Report, 2018

particularly those relating to food security, access to health services, family planning, access to education (particularly for girls), and lack of safe drinking water, good sanitation and hygiene.

GoPNG has key government policies and strategies, three of which are outlined below, which reflect the status, trends and achievements thus far, to make this goal a reality. The National Goals and Directive Principles in the Constitution call for improvement in the level of nutrition and standard of public health to enable our people to attain self-fulfilment. The need for PNG to be self-reliant in terms of food and nutrition is already embedded in the country's constitution.

1. Papua New Guinea National Food Security Policy 2018-2027

This policy sets the medium to long-term direction and signals priority areas to focus resources (financial and human) to both strengthen and build sustainable food security for all Papua New Guineans. It provides a platform for joint planning to guide coherent programs and actions from all key stakeholders

A primary aim of the policy is to foster strong PPPs and thus leverage agriculture's potential to promote enhanced nutrition and health, by bringing together profitable smallholder farming, efficient food value chains, and women's income and child nutrition. Successful implementation of the policy will contribute to advancing the nation towards the Vision 2050 of being a smart, wise, fair and happy society, and achieving the SDG2.

2. Multi-Sectoral National Nutrition Policy 2016-2026

This policy draws together a multi-sectorial response to address malnutrition in the country. It reveals that 44 percent of children under five are stunted, and approximately five percent of children under five are wasted. Micronutrient deficiencies, also known as hidden hunger, affect more than two thirds of women of reproductive age (15-49). Nearly half the children under five are classified as anaemic or iron deficient.

The policy promotes the concept of "1000 days" (conception to age two), which research shows is the window of opportunity where optimal nutrition and care is required for a child to grow and develop well, outgrowing the critical period where stunting can creep in.

3. National Nutrition Strategic Action Plan 2018-2022

Stunting is the key indicator to measure the level of nutrition inadequacies in a given country. Figures from the 2011 census show that there are 1.2 million children under five years of age. Given approximately half, or 600,000, children are stunted, this may well result in a 'lost' generation that struggles to contribute to PNGs future physical, social and economic development. Studies show that undernutrition in PNG will cost the country US $500 million in healthcare costs. This excludes the out-of-pocket costs.

This plan identifies seven key objectives that various government departments (DNPM, Health, Education, Agriculture and Livestock, and Community Development) will implement to help reduce stunting in PNG.

We are unable to show the past trend of nutritional status of children less than 5 years across the country by regions, particularly for the three key indices of underweight (immediate cause) stunting (chronic malnutrition) and wasting due to data not supplied on time in finalising this section due to State of Emergency lockdown from the CoVID 19 pandemic in the country.

Partnerships

The Department of Health, Nutrition Unit has an ongoing collaboration with UNICEF that supports PNG's nutrition program. The support comes through three key areas as per the Nutrition Policy:

1. Treatment and prevention of malnutrition through integrated management of acute malnutrition
2. Behavior changing practices in infant and young child feeding
3. Micronutrient deficiencies and food fortification.

The Department also receives technical support from World Health Organization, World Bank, Global Iodine Network, Food Fortification Initiative, World Vision, Save the Children and others. On the local front, support is also received from provincial and district hospitals, all health worker training institutions, and local and international NGOs based in PNG who directly and indirectly have links with nutrition issues.

Minimal research has been conducted to validate the major gaps in achieving SDG2. However, as per the World Bank HIES 2009-2010 discussion policy paper and other national data, the following have been identified as some of the major gaps or issues relative to achieving SDG2 indicator targets:

Poor Household Wealth: Household wealth is a determinant of child nutrition outcomes in PNG. Studies show that the poorest wealth quintile in PNG has the highest stunting rate of 55 percent. This is consistent with studies in other low-income countries where household wealth is generally a predictor of food security, access to quality health services and educational attainment of the mother; factors which themselves are underlying causes of undernutrition.

Poor Suboptimal Maternal Nutrition: The main window of opportunity to prevent child stunting and other forms of chronic undernutrition is the intrauterine and postnatal periods from pregnancy until 24 months. During pregnancy and lactation, mothers have higher energy and nutrient needs to support foetal development and meet their own nutrition and energy requirements. In PNG, undernutrition is associated with low food intake and chronic infection.

Improper and Poor Suboptimal Infant and Child Feeding: Improper feeding of a child can have a profound impact on their health and development. The World Health Organization recommends exclusive breastfeeding for the first six months of life as the healthiest and safest feeding practice for infants. The PNG Demographical Health Survey 2016-2018 shows 64 percent of mothers breastfed exclusively, an achievement . a higher than many countries within the Asia Pacific region.

Impact of Chronic Diseases: There is a strong body of evidence to show that disease, particularly those commonly found in PNG such as malaria and diarrhea, contributes to stunting through causing loss of appetite, malabsorption of nutrients and the body's increasing energy requirements to combat the disease

Gaps and Challenges

Achieving SDG2 will be a big challenge as undernutrition in PNG comes at a huge cost to individual children, their families and the economy.

Sufficient financial and technical resources must be committed to support the implementation of the National Nutrition Policy, including multi-year funding to finance nutrition-specific interventions that:

- target the first 1000 days of a child's life, with a focus on promoting optimal maternal nutrition, infant and young child feeding practices, and access to health services to prevent and treat diseases that contribute to undernutrition.
- address the underlying causes of undernutrition, with a focus on improving food security (including diversification and fortification of staple foods), increasing access to quality education (especially for girls), family planning, and improving access to clean drinking water, good sanitation and hygiene.

Next Steps

- Improve and increase collaborations with development partners, academia, sub-national level governments and other stakeholders
- Targeted interventions on reducing stunting in the country.
- Improve and prioritise the agenda on food and nutrition security at all levels of government

Best practices to produce sustainable agriculture include improving and strengthening governance, coordination, communication, partnerships, monitoring and research at all levels of government.

SDG 3. GOOD HEALTH AND WELL-BEING

Ensure healthy lives and promote well-being for all at all ages

Overview

The health sector has remained GoPNG's priority over the years. It has brought in primary health care services guided by free primary health care and subsidised specialist service policies, aimed at achieving the National Health Plan 2011-2020, MTDP III, DSP, Vision 2050 and the SDG 2030 Agenda, as well as the overall aim of universal coverage across the country. The annual budget allocation has consistently increased and in 2019, government funding was PGK1.8 billion (9.7 percent) of total budget allocation.

Overall, PNG is faced with a double-disease burden of both infectious and emerging chronic lifestyle diseases. The 'traditional' infectious (communicable) diseases account for 45 percent, while a dramatic increase in lifestyle (non-communicable) disease is noted with 45 percent due to increase in the consumption of processed foods (high in fat, salt and sugar), cigarette smoking and sedentary urban behaviour[9].

Notable improvements are seen in the 29 high-level key indicators of the National Health Plan, especially life expectancy which has improved to 64 years for males and 68 years for females, but other indicators have stagnated. As a recourse, the government introduced health reform, including establishing the Provincial Health Authority system to deliver front line primary health care and specialist services. There are still challenges in the functionality and capacity of rural health posts and centres, including addressing the acute shortage of different cadres of health professionals, revamping the medical supply system, and increasing the response and management capacity of disease outbreaks like the COVID-19 pandemic.

Status and Trends

The National Health Plan tracks 29 high-level indicators that are both captured in the MTDP III and the SDGs. PNG performed well in reducing malaria incidence, maternal mortality rate, childhood illness, and implementing key reforms such as the Provincial Health Authority Act 2007. However, indicators on TB and immunisation coverage pose significant challenges. HIV and AIDS prevalence was substantially reduced to 0.65 percent in 2014 but has increased to 0.9 percent in 2018, nearing generalised epidemic status, although testing and treatment have been significantly scaled up. With the onslaught of the COVID-19 global pandemic, PNG will have to build and strengthen its rapid response and management capacity for current and future disease outbreaks.

More resources are needed for the health sector to finance its priorities in the coming years to achieve the 2030 SDG agenda including annual increase in government funding, as well as from national and international development partners such as Government of Australia, Asian Development Bank, World Bank, World Health Organization, UNICEF, United Nations Population Fund, Government of New Zealand, GAVI (the Vaccine Alliance), Global Fund and others.

The private sector also assisted by establishing 49 health facilities and supporting many health programs. CSOs such as churches provide 60 percent of rural health services, which run 502 of the total 3,841 health facilities across the country. Churches have consistently supported the government in providing health and vital social services in rural and remote communities, reaching the furthest and most isolated population in a bid to ensure 'no one is left behind'.

Health Systems Strengthening

Government and its key development partners invested heavily in health infrastructure improvements. The Government of Australia puts significant investments in building and refurbishing major hospitals and clinics around the country, such as the Angau Memorial Hospital in Lae and Daru Hospital. Asian Development Bank also invested in upgrading many health centres around the country. The Government of the Republic of Korea, through its development agency KOICA has supported the 'Community Health Post' pilot, to build an upgraded primary health care facility with a midwife, nurse and community health worker targeting childhood illnesses and maternal mortality outcomes. Although scaling-up of the program has been slow, the government continues to support the rollout to some districts and provinces.

However, more needs to be done to scale-up and strengthen access to comprehensive primary health care at the community level, as nearly 40 percent of aid posts and health centres remain closed or barely functioning. Most operating health facilities are also understaffed, suffering from a lack of necessary equipment and a poor medical supply system.

Providing sustained medical supply has been a challenging issue in PNG. Several reviews have been conducted such as the Ministerial Taskforce on Medical Supplies under the Somare Government (2008) that lead to some reforms in creating the medical health 'kit system', which contributed to improved availability of essential medicines by 64 percent using WHO standards[10]. (This led to the formulation of the National Medicines Policy 2014 and related reforms, however, weak capacity and poor implementation disrupted the sustained supply.)

The perennial issue on medical supplies has recently been a subject of a National Parliamentary Accounts Committee inquiry that started in November 2019. It was revealed that the medical supply chain is riddled with poor management issues such as constant stockouts, over supply in some parts, expired drugs, illegal sales on the streets or in privately owned shops, fake and counterfeit low potency drugs, and dishonest practices in tender and management of service providers. Insufficient numbers and inadequate competency of pharmacy personnel is also noted as a key contributor to continued problems in maintaining reliable medical supplies chains. Drug quality testing facility, however, has been installed in some areas.

In other aspects of the health system, PNG has an acute shortage of human resources across all cadres of the health workforce. Most recent estimates of health worker densities reflect 0.5 physicians per 10,000 population and 5.3 nurses per 10,000 population[11] The health workforce is characterised by:

- an ageing workforce
- low numbers of critical cadres, such as midwives and community health workers
- a demotivated workforce due to poor working conditions including low wages and poor physical infrastructure
- insufficient training capacity to produce the number of health workers to meet population needs
- maldistribution of specialist clinical and technical skills, where 30 percent of skilled health professionals occupy administrative and management positions.

Major challenges to human resources for health development include: a high level of fragmentation in the institutional and fiscal relationships between national, provincial, and lower levels of government; and an unclear allocation of responsibilities for service delivery. The recently developed National Health Plan will address the aforementioned challenges.

Table 3: Status of Goal 3 - Health Indicators

Indicator	Baseline		Actual	
	Value	Year	Value	Year
Maternal mortality rate per 100,000 live births	145	2014	175	2018
Infant mortality rate (%) per 1000 live births	47.3	2013	40	2018
Under 5 mortality rates (per 1000 live births	61.4	2013	48	2018
TB incidences rate per year per 100,000 population	6184	2008	26,8244	2018
Cancer incidence rate per year per 100,000 population	-	-	-	-
Incidence of reported malaria patients per 1000 population	270	2008	103	2019
Percentage of children under 1 year old immunised against measles (%)	58	2014	80	2018
Proportion of 1-year old children immunised with doses of DTP-Hep B-Hib per year	56	2014	35	2016
Number of new HIV infections per 1000 (un-infected population by sex and region)	0.65	2014	<0.8 per 1000	2018

Source: PNG National Department of Health: Health Profile 2018[12]

[9] WHO PNG Report<https://www.who.int/ncds/surveillance/steps/PNG_2007-08_STEPS_Report.pdf>

[10] Australian DFAT Medical Supply Review <https://www.dfat.gov.au/about-us/publications/Pages/medical-supply-reform-impact-evaluation-papua-new-guinea)

[11] World Bank PNG <http://documents.worldbank.org/curated/en/216511468332461651/pdf/NonAsciiFileName0.pdf>

[12] Provincial and District Health Profiles 2018 < https://www.health.gov.pg/pdf/SPAR_2018.pdf>

Mixed results are observed in the health performance indicators. Some of the notable improvements are observed in maternal mortality, reducing from 220 per 100,000 live births in 2014 to 175 in 2018. Maternal mortality remains a cause of concern as the 2006 DHS recorded 733 deaths per 100,000 live births.

Since then, the Government and its partners have mobilised targeted interventions in addressing underlying causes such as access to antenatal care by mothers and delivery with the assistance of skilled health workers. It is noted that antenatal care services received by mothers has slightly improved from 53 percent (rural 48 percent and urban 88 percent) in 2014 to 76 percent (89 percent urban and 75 rural)[13] in 2016-2018 DHS, and births occurring at health centres or hospital improved from 44 percent in 2014 to 56 percent delivered by a skilled health worker and 55 percent at a health facility in 2016[14]. Couples' access to counselling and voluntary family planning has also improved from 24 percent in 2013 to 59 percent in 2016[15].

Marked improvement in the childhood mortality indicator is also noted. While PNG has a higher childhood mortality rate compared to other countries in the region, the recorded 61.4 deaths per 1,000 live births for under-five mortality in 2013 has now been reduced to 48 (2018), and 47.3 for infant mortality to 40 (2018).

Vaccination coverage has fluctuated over the years. In 2012, 49.13 percent were vaccinated against measles which slightly increased to 58 percent in 2014 but dramatically increased to 80 percent in 2018. Also, the proportion of children under one year of age who received three doses of the DPT-HepB-HIV preventative vaccines decreased from 65 percent in 2008 to 56 percent in 2014 and further to 35 percent in 2016[16], but markedly increased to 80 percent with 3.5 million children under 15 covered in 2019[17]. Increases in immunisation coverage was due to efforts to contain outbreaks of measles and polio and to strengthen the current outreach and immunisation activities.

Progress of Communicable Diseases

HIV and AIDS in PNG stabilised its epidemic status from 2003 which saw one percent of the population infected, dropping to 0.65 percent in 2014. However, the prevalence resurged to 0.8 percent in 2018 which effectively infected 1.82 new persons per 1,000 un-infected persons[18] Increasing national prevalence was attributed to increased cases from five provinces. At the same time, HIV and AIDS services have expanded since 2004 to provide vital counselling, testing and treatment, especially the provision of antiretrovirals not only in Port Moresby but in another 120 facilities around the country. This allows 66 percent of people living with the virus to access to antiretroviral services[19].

Malaria still poses a serious public health challenge with an average of 1.5 to 1.8 million suspected cases annually, with more than 50 percent of the population living in potentially high transmission areas (below 1,200 m of elevation)., It was the leading cause of outpatients' visits, fourth highest cause of hospital admission, and third leading cause of death until 2008. Between 2008 and 2019, malaria cases reduced significantly from 270 to 103 per 1,000 population due to increased distribution and use of treated mosquito bed nets, effective testing and treatment protocol, mass advocacy, communication and awareness campaigns.

TB remains a serious public health issue. TB cases increased considerably since 2008 with 6184 cases (93 per 100,000 population) to 28,244 cases (376 per 100,000 population) in 2018[20] Likewise, the population-screening rate for TB rose from 0.1 percent in 2008 to 0.4 percent in 2016. Detection was facilitated through the Directly Observed Treatment Short-Course which began in 1997 and was widely adopted by all provinces from 2012[21].

However, recently there has been an increasing incidence of drug resistant and multidrug resistant TB. In 2016, extra-pulmonary TB accounted for 42 percent of all cases. The proportion of pulmonary TB cases with no sputum test results was high with a national average of 26 percent, of which 27 percent occurred in children. The treatment success rate fell from 80 percent in 2014 to 73 percent for bacteriologically confirmed TB and 64 percent for all forms of TB in 2016, far below the global target of 90%. For all forms of TB, 19 percent of patients usually missed out of their follow-up treatment.

Photo courtesy of Equal Playing Field

[13] National Statistical Office - 2016-2018 Demographic & Health Survey <https://www.nso.gov.pg/images/DHS2016_2018/PNG_DHS2016-2018_KIR.pdf>
[14] ibid
[15] ibid
[16] ibid
[17] UN Annual Progress Report 2019 <https://papuanewguinea.un.org/en/47273-annual-progress-report-2019>
[18] UNAIDS 2018 <https://www.aidsdatahub.org/sites/default/files/country_review/PNG-2019-UNAIDS-data.pdf>
[19] ibid
[20] Aia, et al, 2018, Western Pacific Surveillance and Response Journal, WHO,
[21] ibid

Threats of Non-Communicable Diseases

Non-communicable diseases (lifestyle diseases) have increased over the last decade, accounting for nearly half of mortality and morbidity in PNG especially among the urban populace. In 2004, lifestyle diseases made up 38 percent of the disease burden which increased to almost 50 percent in 2019.

Most prevalent lifestyle diseases include cardiovascular and coronary artery diseases, cancers (especially oral and lung cancers), respiratory diseases, and diabetes. This is largely due to risk factors such as rapid uptake of urban sedentary lifestyles with low physical activity, high intake of processed food high in sugar, salt and fat content, and the widespread use of betel nut which leads to an increase in oral cancers. In addition, harmful use of alcohol and traffic-related deaths and injuries accounted for 19.1 percent of cases (2016) due to poor traffic rules adherence.

However, prevalence of tobacco use among adults has been significantly reduced from 44 percent (60 percent males; 27 percent females) in 2007[22] to 26.3 percent in 2010 (37.3 percent men, and 14.5 percent women)[23] although, smaller surveys might contrast this. The same trend is also noted in youths ages 13-15 years with a 53 percent relative reduction in cigarette smoking from 43.8 percent in 2007 to 20.7 percent in 2010[24]. However, this increased to 33.3 percent (40.1 percent boys and 28.3 percent girls) in the Global Youth Tobacco Survey[25]. This is encouraging to note after PNG signed the WHO Framework on Tobacco Control 2004 and ratified it in 2006. While the country was slow in implementing the treaty obligations, the government has consistently increased tobacco taxes to control its use. The government initiated the Tobacco Control Policy in 2015 and passed the Tobacco Control Act 2016 but is still working on the regulations and the implementation guidelines.

Gaps and Challenges

Overall, the PNG health care system is challenged by many factors such as chronic shortage of different cadres of health workers, inefficient systems and ill-practices in procurement, supply chain, distribution, and management of service providers. The primary health care system remains fragmented with 40 percent of rural health centres and aid posts closed or partially functional. More nursing professionals are aging or are reaching retirement age and the staff ceiling is not compatible with the supply of new nursing professionals.

This is further compounded by the "double-disease burden" of both infectious and chronic lifestyle diseases that accounts for almost half of the country's disease burden and leads to additional pressure on an already weak health system. Relatedly, diseases such as cholera, measles and polio have re-emerged with episodes of outbreaks long after they were thought eliminated, and measles re-emerged due to low immunisation coverage which forced the country to scale-up vaccination campaigns. While a lot of focus has been on the Public Health Authority system, services need to continue such as routine immunisation which has dropped significantly below the WHO standards of 80 percent coverage.

While improvements are noted for maternal health with marked improvement in the maternal mortality rate for 733 deaths per 100,000 live births in 2006 to 145 deaths per 100,000 live birth in 2018, it is more difficult for women in rural areas than urban areas due to access issues. The community health post concept has not been implemented after the trials in Central and Eastern Highlands Provinces. Factors such as gender-based violence (GBV) continue to fuel morbidity and mortality for women and girls.

An effective, functioning health system is critical to address both communicable and non-communicable diseases, including the global threat of coronavirus (COVID-19 pandemic) and future outbreaks or impacts of climate change. While good progress is made in revamping the provincial health systems through the Public Health Authority, its functionality and effectiveness are still at too early a stage to observe its impact.

COVID-19 and other disease outbreaks such as measles, cholera and polio in the past few years have exposed a lot of weaknesses in the health system, in terms of disease outbreak response, control and management capacity. Although only nine cases have been reported in PNG for COVID-19, many of the health workers were stretched in prevention activities. Also, laboratory capacities need to be strengthened with training and appropriate equipment installed in many of the hospitals.

Medical supply systems have been a chronic issue needing attention, as per the current Parliamentary Commission of Inquiry. Issues of mismanagement and corrupt practices have surfaced and are being referred for appropriate actions to be undertaken.

Health financing is another area of challenge. In the past few years, health financing has been boosted significantly by government and donor contributions and a health sector wide approach to financing (Health Services Improvement Program)

[22] PNG STEPS survey (https://www.who.int/ncds/surveillance/steps/PNG_2007-08_STEPS_Report.pdfL)
[23] PNG Household Income & Expenditure Survey 2009/2010 <https://www.nso.gov.pg/index.php/projects/household-income-expenditure-survey>
[24] ibid <
[25] PNG GYTS 2016 <https://www.who.int/tobacco/surveillance/gyts/en/>

but continues to face capacity constraints to set up a functional system. In addition, many global partners such as GAVI and Global Fund for HIV, TB and Malaria still operate in isolation and siloes, without strong government coordination mechanisms. As such, funds are directly provided to implementers.

Next Steps

GoPNG is reviewing its current National Health Plan 2010-2020 and will be focusing on improving some of the key areas under the health systems as well as continuing to deliver on key primary health care services. Some of the key areas of focus are:

•Rehabilitation of rural aid posts and health centres – between 40-60 percent of rural primary health care facilities that are closed or partially opened to enable the majority of the people to access them. This will bdone through partnerships with health service providers such as churches, private sector operators and foundations and development partners such as Asian Development Bank.

- Continue to strengthen maternal health care programs, especially at the primary care levels.
- Strengthening partnerships between Provincial Health Authorities and churches, NGOs, private sector and development partners. Capacity building and strengthening of Provincial Health Authorities in health governance and management.
- Building rapid response and adequate management capacity for public health emergencies especially with the onset of COVID-19 and other emerging diseases.
- Capacity to respond to lifestyle diseases needs to be built and strengthened, including programs addressing risk factors such as tobacco, alcohol and unhealthy food.
- Urgent action to strengthen the transparency and stock management of the medical supply system.
- Urgent action for the quality and quantity of the health workforce to meet demand, especially at rural health care levels.

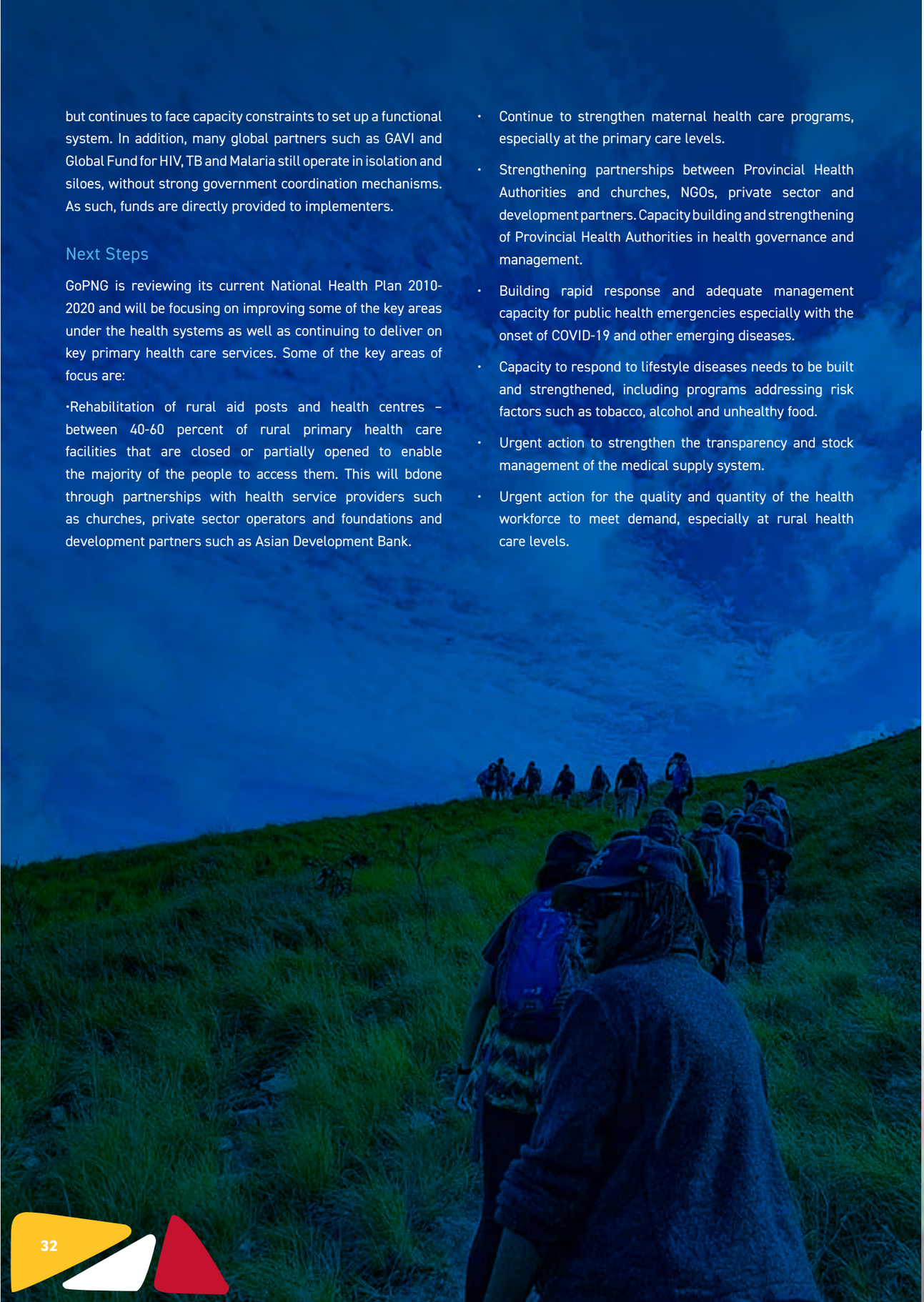

SDG 4. QUALITY EDUCATION

Ensure inclusive and equitable quality education and promote lifelong learning opportunities for all

Overview

Education is a fundamental human right and is indispensable to the achievement of sustainable development. Good education underpins a good start to life and is essential for the growth and development of individuals. SDG4 aims to ensure inclusive and equitable education and promotion of life-long learning opportunities for all. Improving education services and outcomes is critical for a knowledgeable and skilled population and is achieved through the delivery of quality education at all levels - primary, secondary, tertiary, and technical (through technical vocational educational training [TVET]).

GoPNG's focus is to improve quality and continue to improve access and affordability of education, as outlined in the MTDP III, the National Education Plan 2015-2019 and other relevant sector policies and plans. Since 2012 the government has made significant investments in education, especially to elementary, primary and secondary levels via the TFF policy, which offers universal basic education to all children in PNG. The education sector has very strong PPPs between state and non-state actors. Of PNG's 12,254 operational schools, 52 percent are run by the government and 47 percent by church education agencies, and the remaining one percent by private education providers.

Status and trends

Figure 4: Total enrolment growth, 2004-2014

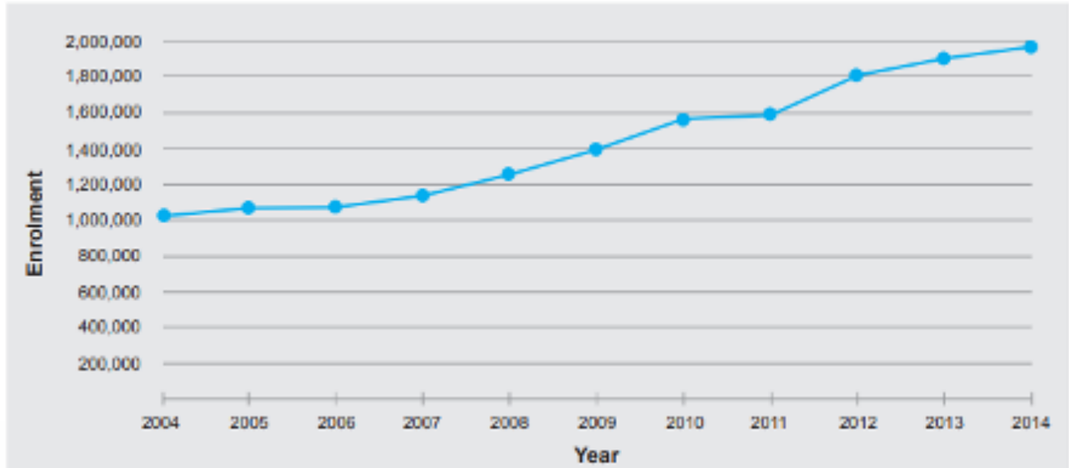

Source: EMIS, NDoE, 2015

Of the 60 percent of PNG's population under the age of 25, the majority are school-aged children that were provided the opportunity to attend school through the TFF policy, which aimed for PNG to reach 'Universal Basic Education' status. Many underprivileged children were able to attend schools and enroll from elementary to high school resulting from these government subsidie.

Impressive progress was recorded in the early years for TFF with an increase in student enrollments from 1.5 million in 2010 to over 2 million in 2014. Net enrollment grew from 53 percent in 2011 to 68 percent in 2014. The proportion of pupils starting Grade One who reached the final grade in primary school grew from 30 percent in 2011 to 71 percent in 2014, and secondary enrollment grew by 10 percent between 2000 and 2013. It is worth noting that in 2015, gross enrollment in Grade One was 128 percent, while primary school enrollment was 73.65 percent and completion rate 76.01 percent.

At the same time, the gender parity rate for elementary schools was recorded at 1.01, primary schools at 0.9111, and secondary schools at 0.8465. This is an unprecedented development, showing that more girls are entering the education system.

Overall, the national literacy rate increased from 57.3 percent in 2000 to 63.4 percent in 2015, growing at an average annual rate of 5.28 percent. The challenge for all parties is to sustain this growth.

The TFF has ensured accessibility and affordability of education for all. However, unintended issues emerged as a result of this policy, especially pertaining to quality of education. SDG 4 underpins a quality education system and outputs in all teaching, learning and pedagogical practices. Therefore, the National Education Plan was developed to guide the country towards quality education outcomes, especially learning from the shortfalls in the MDGs and preliminary results of the TFF initiative.

In fulfilling the national education objectives, six policy priorities were identified:

1. access and equity
2. teachers and teaching
3. learning
4. alternative pathways
5. local management
6. system strengthening.

Of the six priorities; access and equity, quality and alternative pathways are ongoing. In addition, curriculum reform was instituted under the National Education Plan. This saw a reverting to standard based education after trialing outcome-based education for a decade, which is argued to have deteriorated the quality of education outcomes. [26]

Compromising the quality of education has been a big challenge under the TFF program. Schools have had to accommodate increasing number of students with the available resources, resulting in:

- increased number of students per class causing students-teacher ratios to increase (the standard ratio is 1:35)
- severe shortage of learning resources for students to use
- inadequate existing learning facilities to cater for the increases
- ultimately, a decline in the quality of learning.

Because of the increased number of students, almost two-thirds of students cannot secure places in higher and tertiary education institutions annually. For example, in 2014, only 5628 students secured places in tertiary institutions for 2015 from 19,800 Grade 12s, and 14,172 missed out.

However, the government is gradually improving and expanding opportunities for more pupils at tertiary level. In 2017, 47 percent of 25,000 Grade 12s were accepted into tertiary institutions, 1,000 students more than 2016. In 2018, the number of Grade 12s increased to 72,000, and 25 percent of them made their way into tertiary institutions while 50,000 of them did not make it through. (Department of Higher Education, Research, Science and Technology, 2017).

The focus, through the National Education Plan, is now on improving the quality of education through providing adequate infrastructure, improving quality teaching and learning materials in mathematics and science, up-skilling more teachers in service training, and most importantly rolling out standard based-education.

Photo courtesy of World Vision

[26] Outcome-based education is a theory that bases each part of an educational system around goals. By the end of the educational experience, each student should have achieved the goal. Standard-based education refers to a system of instruction, assessment, grading, and academic reporting that expects students to demonstrate their understanding of the knowledge and skills they are learning, as they progress through their education.

[27] Educational Management Information System, Department of Education, 2014

The education sector has grown significantly since Independence in 1975. To date, PNG has more than 11,174 schools and learning centres with more than two million pupils enrolled, taught by almost 52,000 teachers in the elementary, primary and post-primary sectors[27].

Education is managed by a PPP approach, especially with churches who play an important role, operating 46 percent of schools especially in rural and remote communities. The government runs 53 percent of schools, with schools run independently by NGOs and private sector partners constituting one percent. Delivering quality education will be achieved fully through active collaboration between education sector agencies and key stakeholders comprising central agencies, development partners and non-state actors.

Gaps and Challenges

The government will address critical inherent issues, both 'in school' and 'out of school', to meet the national education targets and education-related SDGs. 'In-school' factors involve:

- deteriorating, or lack of, critical infrastructure
- absenteeism and low retention student rate
- over crowdedness and low teacher-to-student ratio
- absenteeism among teachers, especially those posted to rural and remote schools
- lack of resources.

The TFF is shrouded with many issues concerning quality of education. Likewise, 'out-of-school' factors include government's policies, financing, parental responsibility and disease outbreaks such as Covid-19 that forced the government to suspend school for almost five weeks.

Accessibility to schools, especially by those in rural and remote communities, challenges the government's commitment to implementing universal basic education coverage and the SDG principle of 'leaving no one behind' or with PNG's version of "Leaving No Child Behind". In many rural communities, children walk very long distances to school which negatively impacts drop-out, retention and completion rates, especially among girls. Girls' education is crucial, and health and hygiene needs including appropriate shower and toilet facilities are critical to support their completion of school.

The education curriculum reform to revert from outcome-based education to standard-based education has created certain challenges in recent years under the current National Education Plan. Outcome-based education was trialed for more than a decade and yielded poor educational outcomes for the majority of pupils. To return to standard-based education, teachers need to be re-trained with appropriate technical resources. While urban based schools will adapt quicker, more support will be needed for rural schools.

With the increase in population, so to the demand for education. Despite the growth of enrolments at primary and secondary school levels, not many can find opportunities to further their education at tertiary and TVET institutions after Grade 12. While there is marginal increase for absorptive capacity at tertiary levels and some improvement in physical infrastructure, only about 25 percent are likely to further their education into universities, colleges and other tertiary institutions while the majority of Grade 12s will be forced to integrate back into their societies and communities.

In addition, the TVET sector is underdeveloped. There is a growing trend of TVET opportunities and other post-secondary schools offered by private providers, but these needed accreditation and quality assurance by the government. And in the absence of any meaningful activities or youth programs to utilise their productivity, youth are susceptible to falling into illegal activities and breaking law and order.

Next Steps

The government has demonstrated commitment to improving the quality of education through its investment in basic education, policy changes and institutional reforms, by providing adequate inclusive education infrastructure, quality teaching and learning materials in mathematics and science, up-skill teachers through training and the roll out of the standard based education. This includes scaling up the re-establishment of schools of excellence to promote a higher quality curriculum for students who possess very high intelligence.

Education for children living with disabilities and special needs is underdeveloped. The government passed the National Disability Policy 2015-2020 which provides a framework for more support in this area. Most schools and centres supporting children with disabilities and special needs are based in urban areas, making accessibility difficult for people in these groups who live in rural areas. As early childhood education is not formalised, those schools are currently run by private operators and are unaffordable for many families. The government, in partnership with private operators, is now focusing on Early Childhood Development as part of its priorities to deliver quality education for all beginning at an early age.

The focus for the education sector over the next five years and into the 2030 Agenda will be to:

- improve quality of education and continue to improve access and affordability
- provide quality education at all levels from basic elementary, primary and secondary education leading to TVET institutions, colleges and the universities
- provide better opportunities for students leaving school (alternate pathways – Flexible Open and Distance Education, TVET).

SDG 5. GENDER EQUALITY

Achieve gender equality and empower all women and girls

Overview

PNG continues to aspire towards becoming a society that is fair to both men and women with equal opportunities accorded to them, to meaningfully contribute to the betterment of society. This ideal is enshrined in the National Goals and Directive Principles of the National Constitution, which includes in its aims the 'integral human development for all persons' and 'equality and participation for all citizens'.. Gender equality is a critical aspect of human rights and a cross-cutting issue in all aspects of society. Globally, it is recognised that improvement in gender relations leads to improved developmental outcomes.

Gender inequality is a major social, economic and political issue and remains prevalent in both urban and rural communities. Gender disparity is evident in many aspects of society from education to employment. In some areas, traditions such as 'bride price' lead to women being treated as property to be traded. These practices are more pervasive in rural settings than urban.

According to the Human Development Reports by UNDP, PNG is ranked as 153 out of 189 countries in the Gender Inequality Index (http://hdr.undp.org/en/composite/GII). The stereotypical gendered roles in domestic duties along with poor access to health and education, employment and political representation, limits the opportunity of women to be effectively involved in decision-making.

Status and Trends

In PNG, progress on gender equality is mixed. However, notable progress has been made in certain areas such as policies and legislation for women's empowerment, some aspects of education (see SDG3 re gender parity index for elementary and primary education), and leadership positions in formal employment, other areas such as GBV, and opportunities in leadership positions in national parliament and provincial governments need more support.

At present, 0 percent of parliamentary seats are held by women from 2.7 percent in the last parliament. Only 9.9 percent of adult women have reached at least a secondary level of education compared to 15.2 percent of their male counterparts. For every 100,000 live births, 215.0 women die from pregnancy related causes; and the adolescent birth rate is 52.7 births per 1,000 women of ages 15.

PNG has signed up to a number of progressive international conventions and instruments to improve the status of women and attain gender equality. PNG is a signatory to the Beijing Platform for Action (1995), Pacific Plan for Action, the Commonwealth Plan of Action on Gender Equality 2005-2015, the Convention on the Elimination of All Forms of Declarations Against Women, the MDGs and now the SDGs.

In response, a number of policies, legislation and plans have been drawn up over the years to meet both international and domestic obligations.

1. In 1984, the National Women's Development Program was introduced to mobilise and build a strategic network of women's organizations from district levels to the national level
2. In 1991, the National Women's Policy was developed
3. In 2002, the Gender Equity in Education Policy came into force
4. In 2009, the Office of Development of Women was developed, under the Department of Community Development and Religion
5. GoPNG developed the National Women and Gender Equality Policy 2011-2015
6. The 2013 Public Service Gender Equality and Social Inclusion Policy shows the shift from primarily focusing on women and girls, to also including men and boys in the aim to reach gender equality
7. In 2015, the National Policy on Social Protection 2015-2020 was launched
8. Most recently, the National Strategy on Gender Based Violence 2016-2025.

Overall, GoPNG and all its development partners recognise the importance of gender equality and have mainstreamed it in all public policy frameworks including the PNG Vision 2050, the Strategic Plan 2010-2030 and the rolling MTDPs that all sectors take cue from to develop their strategies and plans.

While much has been done structurally to empower women and address gender disparities, this has not all translated into funded programs. Similarly, legislation exists to uphold women's rights as citizens and protect them from illegal acts of violence but the law and justice system is not adequately applied and enforced to bring the perpetrators to justice.

Consequently, GBV continues widespread across the country. The 2016-2018 DHS shows that 31 percent of women aged 15-49 have experienced physical violence, while three percent have experienced sexual violence, and a quarter of women aged 15-49 have experienced both physical and sexual violence. Overall, 59 percent of women aged 15-49 have experienced either physical or sexual violence. The proportion of women who have experienced physical or sexual violence increases from 43 percent among those aged 15-19, to 65 percent among those aged 30-39 before declining to 62 percent among those aged 40-49.

Table 4: Experience of different forms of violence (DHS 2016-2018)

Percentage of women age 15-49 who have ever experienced different forms of violence, by current age, PNG DHS 2016-18

Age	Physical violence only	Sexual violence only	Physical and sexual violence	Physical or sexual violence	Number of women
15-19	28.0	3.4	11.4	42.8	881
15-17	28.6	2.6	7.1	38.3	534
18-19	27.0	4.6	18.0	49.6	346
20-24	34.4	4.2	20.1	58.6	939
25-29	29.2	3.0	31.3	63.4	783
30-39	28.9	2.5	33.5	64.9	1,379
40-49	33.4	3.7	24.5	61.6	891
Total	30.7	3.3	24.9	58.9	4,873

Photo courtesy of Equal Playing Field

There are various initiatives by government, private sector, CSOs, development partners, communities, research and academic institutions that have mounted different responses. The national Family Sexual Violence Action Committee, a sectoral committee under CIMC operating since 2001 has been playing a salient role in coordinating provincial and sectoral data collection for a national response. Certain government departments have specific initiatives relevant to their respective sectors. For example, the National Department of Health is rolling out Family Support Centres and the police established the first Family and Sexual Violence Unit in 2008 growing to 26 across the country by 2019, staffed by 109 police officers in total. In addition, the Office of the Public Prosecutor is initiating a Victim Liaison Officer, which in due time will be placed within the Family and Sexual Violence Unit. Parliament also has passed the Family Protection Act in 2013.

Health

In health some indicators have shown improvement over the years. Maternal mortality improved from 733 in 2006 to 145 deaths per 100,000 live births in 2019. Births in urban areas are far more likely to benefit from skilled delivery care than those in rural areas. Eighty-seven percent of births to urban mothers were assisted by a skilled provider and 85 percent were delivered in a health facility, as compared with 53 percent and 51 percent, respectively, of births to rural women.

The higher the education of the mother, the higher the demand and chances to be assisted by a skilled provider. For example, 32 percent of births to mothers with no education were assisted by a skilled provider and 31 percent were delivered in a health facility, as compared with 95 percent each of births to mothers with a higher education.

Likewise, women in urban areas are more likely to use a contraceptive method than women in rural areas (50 percent and 35 percent, respectively), and 63 percent of currently married women have a demand for family planning relative to current 59 percent of the potential demand for family planning is being met.[28]

Education

In education, considerable progress has been noted in increasing school enrollments, but gender disparities persist. Net primary enrollment has increased from 53 percent in 2007 to 75 percent in 2010; yet female enrollment continues to lag behind that of males (73 percent versus 77 percent). Completion rates to Grade 8 remain low, especially for girls: only 59 percent of girls (versus 64 percent of boys) in 2007 completed a full primary cycle.

For secondary education, the gross enrollment rate for females was only 39 percent in 2010, compared with 50 percent for males. The gender gap is especially salient among teenagers (age 15–17), with one in six girls never having attended school compared to only one in 14 boys. Gender inequalities persist through tertiary and technical and vocational education and training.

Economic

In terms of economic participation, the HIES 2009–2010 shows that a similar proportion of women (62 percent) and men (61 percent) are employed among the population aged 15 and older. However, men are much more likely to hold a wage job in the formal sector (66 percent of men than 38 percent of women), while women are three times more likely than men to work in the informal sector (46 percent of women versus 15 percent of men). As a result, women have much lower access to cash income sources, and decent work opportunities.

In the formal sector, women are more likely to work in the public sector whereas men are more likely to be in the private sector. For women in the formal sector, however, their average monthly pay is less than half that of men's (PGK 682 for women versus PGK1,404 for men).

Women traders are also more disadvantaged than men by unsafe and unsanitary markets and poor transport infrastructure. However, in recent years major town markets, such as in Mount Hagen, Goroka, and Port Moresby have undergone transformational changes to world class modern facilities. In Port Moresby, safe market programs are implemented under the city commission (National Capital District Commission [NCDC]).

Resource extraction industries dominate the PNG economy, and they have more negative social impacts on women. There are some good models for giving women a share of the benefits from extractive industries but these are not applied across all sites and industries. However, various advocacy groups such as Women in Business, Women in Mining, Women in Agriculture, Business and Professional Women's Association, Business Coalition for Women and many more advocate on women and gender disparity issues.

In addition, many private sector companies have specific measures to improve gender parity in the workplace such as Digicel PNG Limited, Bank of South Pacific and Air Niugini.

[28] PNG DHS 2016-2018

Women's engagement in SME and financial inclusion has grown significantly. As of June 2018, 1.9 million new bank accounts were opened of which 28 percent were by women, with GoPNG aiming to reach 50 percent under the Maya Declaration signed in 2013.

PNG Public Service Gender Equity and Social Inclusion (GESI)

The GESI policy has been widely accepted and mainstreamed into the structural mechanisms in the public service. The amendment of the Public Service General Orders 20 in 2012 spell out a set of standards in changing attitudes and behaviors in the Public Service pertaining to gender equality and social inclusion, resulting in the policy aiming to increase the number of women in public service by 15 percent and in leadership and decision making by 30 percent. Advocacy networks such as Public Service Coalition of Women in Leadership was formed among women leaders and emerging leaders and the Public Service Man Advocacy Network for men to foster improved gender relations and social inclusion.

As at June 2014,[29] independent research of the 94,000 employees in public service, 38 percent were women which exceeded GoPNG's target of 15 percent. However, only 18 percent were senior level managers (grade 17 and above) and seven percent were executive level managers. Greatest progress was noted with the central government agencies, with women comprising 23 percent of senior management and 31 percent in middle management (grade 13-16).

However, at the provincial level women did not hold any executive level positions, and only comprised 10 percent of middle management and 6 percent of senior management roles in provincial administrations. Several targeted invectives have been undertaken including the Public Sector Leadership and Reform Partnership to accelerate GESI implementation since 2016, especially at the subnational levels. A review is currently underway for the GESI policy and the figures above are likely to change.

Women in Leadership

In terms of women in leadership roles, especially in national parliament, PNG's progress has been mixed. In the last national parliament (2012-2017), three women MPs were elected - the country's first provincial governor, and two holding ministerial portfolios. This was a progression from the previous three parliaments which included only one woman MP. However, no woman was elected in the current parliament (2017-2022), despite 163 women who contested various regional and open seats across PNG in the election, up from 135 women candidates in 2012 and 103 candidates in 2007.

Special temporary measures to create reserved seats for women in parliament have gone back and forth for some time. In 2009, under the Somare Government, the Equality and Participation Bill aiming to reserve 22 seats for women representatives in parliament, failed to pass the Second reading of Parliament. Several more attempts have been made but to no avail. In 2017, amendments to the Organic Law on Integrity of Political Parties and Candidates is pending parliament debate, requesting 20 percent of any party nomination for a general election to be composed of women.

Gaps and Challenges

Generally, PNG is making some progress in advancing the course of gender equality mainstreaming into various sectoral and structural frameworks in different aspects such as health, education, economy and justice. However, more needs to be done with appropriate resources, technical capacity and leadership, especially by the government.

The government lacks leadership on some aspects of gender issues. This allows others to take advantage and push their own vested interest under the pretext of 'supporting' the government. For example, donor funds indicated for GESI and GBV in the national budget never made it to the government. Also, there is too much overlap and infighting within multilateral partners for resources that sometimes jeopardised gender programs and resulted in them not being absorbed into sustained government programs.

Many private sector initiatives are happening to strengthen and empower women. GoPNG can learn from these successes and transfer them to other government sectors, and importantly to community level programs

Several provinces have Provincial Family and Sexual Violence Action Committees represented at the highest level to coordinate responses and provide leadership. This representation has worked well in provinces such as East New Britain and Morobe. This experience should be used to expand the initiative to other provinces and then to districts and wards with support of the District Development Authorities, churches, NGOs and communities. Some provinces and districts have 'human rights defender' volunteers that are working with victims and helping to seek justice. They need to be appropriately resourced.

[29] Hayley, N. 2015. State of the Service: Women's Participation in the PNG Public Service, 2015 (60), Australian National University.

Importantly, police across the country have to be trained properly as most reported offences are dropped or lost in the process as cases not filed properly, or cases dropped due to 'lack of evidence' and police failure.

Similarly, legislation exists to uphold women's rights as citizens and protect women from illegal acts but the justice system does not adequately apply and enforce the law. More robust attention to the funding of existing policies and enforcing existing laws would have a significant positive effect on gender equality in PNG.

Women are poorly represented in decision-making systems only one female judge in the 27 national level judicial positions.

Next Steps

1. GoPNG supports the Integrated Community Development Centres policy through a whole-of-government approach. Learnings from the pilots being rolled out to some districts can inform expansion to other districts.
2. GoPNG in line with its Development Cooperation Policy looks to take more leadership in the gender program to limit duplication, overlaps and infighting by development partners. More so the United Nations system needs to consolidate its support under the One UN system rather than fragmenting efforts, which leads to difficulties in sustaining projects.
3. For GBV there are some efforts by GoPNG, especially the Department of Justice and Attorney General, Police and the Department of Health to strengthen the pathway for justice and for the victim to seek health services. Appropriate resources and technical support, especially in case management, need increasing.
4. Increased support is required at the subnational levels to implement all gender programs, especially GESI and GBV case management. As the GESI program is rolled out to more provinces and districts, strengthening the provincial and district arms of women's advocacy organizations for more awareness and mainstreaming of gender and in community projects, economic and social outlooks for women and girls will improve.
5. SME and financial inclusion programs targeting women and girls are gaining more traction. Consequently, more banking products are targeting women. For example, the Government's National Development Bank's subsidiary, the Women's Micro Bank Limited that started in 2014 has expanded to seven branches around the country with over 30,000 women account holders and growing. The GoPNG policy priority in SME of PGK300 million of which PGK200 million is earmarked for agriculture-based SMEs, and 10 percent of the funding only for women, is likely to empower more women through SMEs.

SDG 6. CLEAN WATER AND SANITATION

Ensure access to water and sanitation for all

Overview

- By 2030, achieve universal and equitable access to safe and affordable drinking water for all
- By 2030, achieve access to adequate and equitable sanitation and hygiene for all and end open defecation, paying special attention to the needs of women and girls and those in vulnerable situations.

PNG has the lowest water and sanitation access indicators amongst the 15 developing Pacific Island nations. The 2019 update of the United Nations Joint Monitoring Program (JMP) estimates access to safe drinking water and improved sanitation in PNG, in 2017, was 41 percent and 13 percent respectively.

Access to safe water, sanitation and hygiene (WaSH) services is a basic human right. Lack of access has a devastating effect on the health, dignity and prosperity of every individual, and has significant consequences for the realisation of other human rights. Providing safe, clean, accessible and affordable drinking water sanitation facilities and education on good hygiene practices are essential elements for a country's integral development.

Presently, a very low proportion of the PNG population has access to these essential services in rural and peri-urban settings, including health care facilities and academic institutions. WaSH-related diseases have long term impacts, causes higher morbidity and death rates, reduces educational attainment, and causes significant economic impacts at both the household and national level.

In response, GoPNG developed the National WaSH Policy 2015-2030. The policy recognises WaSH access as a basic human right, and provides ambition for equitable access to safe, convenient and sustainable water supply and sanitation and to promote improved hygiene practices. The MTDP III strives to bring WaSH development to the district level, focusing on district infrastructure and district economic enablers such as markets and roads and utilities, such as water, electricity, and telecommunication.

The WaSH sector in PNG, as well as government, development partners, utilities, NGOs and the private sector, are contributing to achieve SDG6 targets through supporting rollout of the WaSH policy at district level. This includes strengthening of governance, financing and institutional arrangements at both national and sub-national level as well as the delivery of WaSH services within rural, urban and peri-urban communities, schools and health care facilities.

Status and Trends

The national WaSH policy is being rolled out through pilot projects across the country. Development partners and NGOs are working with District Development Authorities to develop and test appropriate approaches for WaSH planning, financing and service delivery. The pilot districts act as test cases for learning and eventually be scaled to other districts across the country shown in Table 5.

Table 5: WaSH Policy Pilot Districts

SUPPORTING AGENCY AND PROGRAM	DISTRICT	IMPLEMENTATION & SUPPORT PARTNER
UNICEF and European Union: Klinpela Komuniti Projek	Central Bougainville Region, Autonomous Region of Bougainville	Planning phase: Plan International Implementation phase: World Vision PNG
	Nawae District, Morobe Province	Planning and Implementation: World Vision PNG
	Goroka District, Eastern Highlands Province	Planning and Implementation: Oxfam PNG
	Mt Hagen Central District, Western Highlands Province	Planning phase: Infratech Pacific Implementation phase: Care International

SUPPORTING AGENCY AND PROGRAM	DISTRICT	IMPLEMENTATION & SUPPORT PARTNER
Department of National Planning and Monitoring with World Bank: Water Supply and Sanitation Development Project	Henganofi District, Eastern Highlands Province	Oxfam PNG
	Markham District, Morobe Province	World Vision PNG
	Wapenamanda District, Enga Province	Infratech Pacific
Australian Department of Foreign Affairs and Trade: Water for Women	Wewak District, East Sepik Province	WaterAid PNG
	South and Middle Fly Districts, Western Province	World Vision PNG
	Northern Bougainville Region, Autonomous Region of Bougainville	Plan International
	Namatanai and Kavieng Districts, New Ireland Province	Live and Learn Environmental Education

Through the Water Supply and Sanitation Development Project in conjunction with the World Bank, the WaSH PMU is working to develop, test and strengthen systematic planning and financing mechanisms to provide for comprehensive planning and decision making, financing and implementation of WaSH infrastructure. Since the launch of the WaSH policy, the focus of the government has been to build the capacity of necessary institutions and establish district level WaSH planning and decision making, before beginning to scale up the pace of infrastructure investment to increase access.

Until recently, PNG lacked a reliable WaSH management information system to track targets and inform decisions and investment. With the support of UNICEF, European Union and WaterAid, an interim management information system (MIS) has now been established using mWater, a free and open access system used to collect, manage and visualise WaSH related information.

While data collection across the 12 Districts represents a strong foundation for scaling government-led WaSH monitoring, significant investment is needed to ensure monitoring and evaluation is owned by national and sub-national stakeholders. The WaSH PMU is now moving to customise, roll out and institutionalise the MIS at subnational level. A national monitoring system will drive better evidence-based planning and decision making at all levels and the issue is critical to both the accountability and performance of the sector. Figure 5 taken from the interim MIS shows improved water access within 1293 rural communities across the country.

Figure 5: Proportion of rural communities with improved water supply access (source: DNPM Interim MIS March 2020)

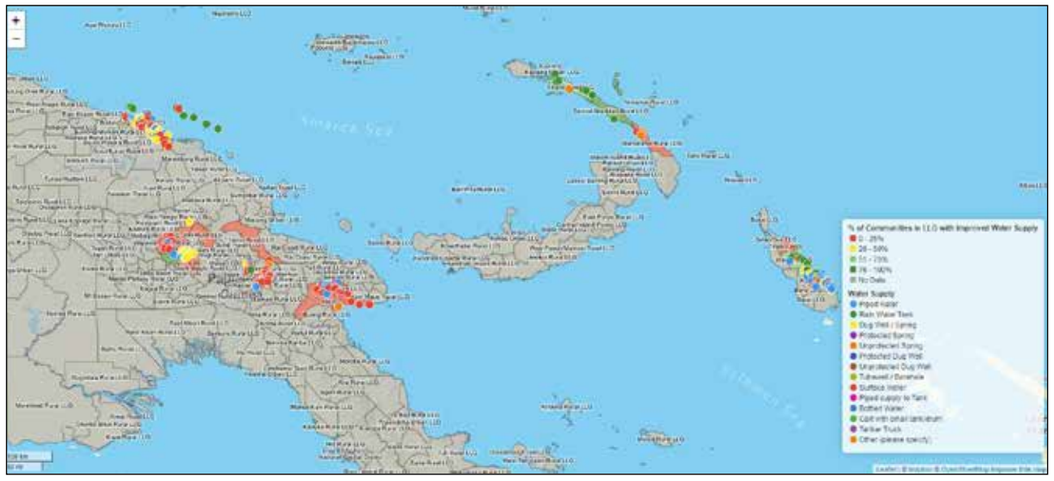

Within several pilot districts, the WaSH PMU and UNICEF are working with subnational government stakeholders to define and test WaSH service delivery arrangements. These approaches are being used by implementation and support partners to build capacity and coordination between key government stakeholders at district, local level government and provincial level.

In the peri-urban space, the WaSH PMU in partnership with Asia Development Bank undertook initial poverty and social analysis in several peri-urban settlements across the country. The analysis is being used for the design of appropriate investments in water supply in underserved peri-urban areas across the country including Tete Settlement, Port Moresby and Provincial towns including Vanimo, Kerema and Mendi.

Recently, several policies, standard and guiding documents have been developed to complement SDG6 and WaSH policy ambition. Such documents include:

- The draft National WaSH Monitoring and Evaluation Framework, developed by the WaSH PMU to support standardisation of WaSH indicators and definitions (in line with the SDGs) for rural and urban communities, schools, health care facilities and progress and finance tracking.
- Endorsement of the National WaSH in Schools Policy and Standards to outline minimum standards, specifications and ambitions for achieving 100 percent access to WaSH in schools by 2030.

Inclusivity is a vital aspect of WaSH initiatives, addressed by the WaSH sector monitoring and evaluation framework via inclusion of key indicators for gender, disability and social inclusion. The indicators will provide data to guide long term decision making and improvements for gender, disability and social inclusion within service delivery models. The NSO's 2016-2018 DHS shows SDG6 service levels for households disaggregated by rural/urban and wealth quintiles.

The National WaSH consultative forum (formerly WaSH Taskforce) regularly has gender, disability and social inclusion as an agenda item, with the WaSH sector sharing learning and approaches. Despite the progress in this sector, there have

Photo courtesy of World Vision

been huge financial gaps to support the implementation of SDG6 in PNG. Since the launch of the WaSH Policy in 2015, the sector has to-date received only K11.5 million to support the administration of policy implementation, and actual program/project funding of K70 million in 2019 and 2020.

Overall, there is an improvement in the proportion of the population having access to safe drinking water and proper sanitation and hygiene facilities as reflected in the two tables below.

Table 6: Status of Goal 6.1 - Water Supply

	Baseline		Actual	
Indicator	Value	Year & source	Value	Year & source
Rural Water Supply				
Proportion of rural population using safely managed drinking water	No Data	2015	0%	2019 (UNICEF KAP survey 2019)
Proportion of rural population using basic drinking water	33.4%	2015 (JMP)	39.3%	2018 (DHS)
Proportion of rural population using limited drinking water	1%	2017 (JMP)	2.3%	2018 (DHS)
Proportion of rural population using unimproved water for drinking	6%	2017 (JMP)	57.5%	2018 (DHS)
Proportion of rural population using surface water for drinking	58%	2017 (JMP)	16.1%	2018 (DHS)
Proportion of rural population with access to an improved drinking water source	34.8%	2015 (JMP)	41.5%	2018 (DHS)

Indicator	Baseline		Actual	
	Value	Year & source	Value	Year & source
Urban Water Supply				
Proportion of urban population using safely managed drinking water	No data	2015	No data	2020
Proportion of urban population using basic drinking water	86%	2017 (JMP)	82.2%	2018 (DHS)
Proportion of urban population using limited drinking water	4%	2017 (JMP)	0.8%	2018 (DHS)
Proportion of urban population using unimproved drinking water	3%	2017 (JMP)	16.0%	2018 (DHS)
Proportion of urban population using surface water for drinking	7%	2017 (JMP)	4.3%	2018 (DHS)
Proportion of urban population with access to an improved drinking water source	89.4%	2017 (JMP)	83.5%	2018 (DHS)

Table7: Status of Goal 6.2 – Sanitation and Hygiene

Indicator	Baseline		Actual	
	Value	Year & source	Value	Year & source
Rural Sanitation and Hygiene				
Proportion of rural population using safely managed sanitation	No data	No data	24.8%	2019 (Micro data UNICEF KAP survey)
Proportion of rural population using basic sanitation	8%	2017 (JMP)	20.4%	2018 (DHS)
Proportion of rural population using limited sanitation	1%	2017 (JMP)	5.3%	2018 (DHS)
Proportion of rural population using unimproved sanitation	74%	2017 (JMP)	55.8%	2018 (DHS)
Proportion of rural population practicing open defecation	17%	2017 (JMP)	18.2%	2018 (DHS)
Proportion of rural population with access to an improved toilet	9.1%	2017 (JMP)	26%	2018 (DHS)
Proportion of the rural population with access to basic hygiene	No data	No data	28.6%	2018 (DHS)
Proportion of the rural population with access to limited hygiene	No data	No data	34.5%	2018 (DHS)
Proportion of the rural population with access to no service hygiene	No data	No data	36.9%	2018 (DHS)
Urban Sanitation and Hygiene				
Proportion of urban population using safely managed sanitation	No Data	No Data	No Data	No data
Proportion of urban population using basic sanitation	48%	2017 (JMP)	52.2%	2018 (DHS)
Proportion of urban population using limited sanitation	8%	2017 (JMP)	9.5%	2018 (DHS)
Proportion of urban population using unimproved sanitation	44%	2017 (JMP)	30.5%	2018 (DHS)
Proportion of urban population practicing open defecation	1%	2017 (JMP)	7.2%	2018 (DHS)
Proportion of urban population with access to an improved toilet	55.5%	2017 (JMP)	62.3%	2018 (DHS)
Proportion of the urban population with access to basic hygiene	No data	No data	64.9%	2018 (DHS)
Proportion of the urban population with access to limited hygiene	No data	No data	27.2%	2018 (DHS)
Proportion of the urban population with access to no service hygiene	No data	No data	7.9%	2018 (DHS)

Gaps and Challenges

While there is commendable progress at national level in the development of key WaSH sector reforms, there remains significant capacity challenges in planning, finance and service delivery at subnational level. Local level governments, who are responsible for WaSH service delivery, are constrained by remoteness, under-resourcing and low technical capacity. Since 2015, the country has seen modest increases to WaSH service levels, but progress must be significantly accelerated and funding support increased if PNG is to achieve desired targets.

Next Steps

With the development of key WaSH reforms at the national level, the Government has demonstrated commitment to improving WaSH services through investments at the District level in partnership with development partners and NGOs through a model of district pilots which the government is committed to extend progressively.

The focus for the WaSH sector over the next five years is to:

- establish a National WaSH Authority to coordinate the water and sanitation services in the country
- provide safe water and improved sanitation services to all rural households and business households
- provide safe water and improved sanitation services for all urban households and business households
- provide safe water and improved sanitation services for all health and education institutions in the country.

SDG 7. AFFORDABLE AND CLEAN ENERGY

Ensure access to affordable, reliable, sustainable and modern energy for all

Overview

Having access to affordable, reliable and clean energy has been in the forefront for most countries in the world. The endeavor to use 100% renewable energy for electricity, heating/cooling and transportation is an effort towards addressing global warming, pollution, and other environmental issues, as well as stimulating economic growth, poverty alleviation and addressing energy security concerns. Sources of renewable, affordable and reliable energy including solar, hydro, geothermal heat, tide wave, tidal, natural gas, biomass, biofuel and wind, have positive impacts in both advanced and emerging world economies.

GoPNG has made a commitment to develop its energy sector, with great emphasis on the renewable energy subsector. This development priority is embedded in a number of cascading national policies, strategies and development plans. The MTDP III calls for 33 percent of households to have access to electricity by 2022, up from 17 percent in 2017. This accounts for 14 percent of the country's GDP[30].

However, PNG faces challenges in securing sufficient resources to fund renewable energy infrastructure projects to meet its 2022 target. PNG's current economic condition has been hit hard with the COVID-19 global pandemic, with the restriction on movements and lockdown of office operations. Also, a continuous series of natural disasters and wear and tear of existing facilities have exerted an extreme pressure on the resource envelope. This is further compounded by the topographical challenges with rural and remote populations.

Status and Trends

The commitments and development aspirations of GoPNG to leapfrog renewable energy subsector developments has been elevated by the endorsement of the National Energy Policy 2017-2027, which outlines strategies and an implementation roadmap with detailed costings. The MTDP III emphasises the Government's commitment to reach 33 percent of households having access to electricity by 2022. Some key investments have been made on the renewable energy subsector in the last two years, however, data is unavailable at the time of report writing.

Table 8 depicts the long-term targets for renewable energy that the Government has committed to deliver. It has been delivering renewable energy projects since 2011 guided by the MTDP I 2011-2015.

Photo courtesy of UNDP

[30] National Energy Policy 2017-2027

Table 8: Long Term Targets for Renewable Energy

SECTOR	INSTALLED CAPACITY (MW)	TRIPLING EXISTING CAPACITY BY 2030 AND COVER THERMAL					2030 TARGET 2500 MW	DOUBLING 2030 TARGET TO 2050 (5000MW)					2050 TARGET 5000 MW
		2011 - 2014	2015 - 2018	2019 - 2022	2023 - 2026	2027 - 2030		2031 - 2034	2035 - 2038	2039 - 2042	2043 - 2046	2047 - 2050	
HYDRO		255.0	25.0	394.0	900.0	164.0	1483.0	654.0	826.0	0.0	2200.0	0.0	3680.0
BIOMASS		0.0	30.0	0.0	32.0	0.0	62.0	0.0	2.0	30.0	2.0	0.0	34.0
SOLAR		0.0	0.0	50.0	0.0	15.0	65.0	15.0	5.0	15.0	0.0	0.0	35.0
WIND		0.0	0.0	10.0	10.0	10.0	30.0	0.0	20.0	0.0	0.0	0.0	20.0
OCEAN		0.0	0.0	5.0	0.0	0.0	5.0	0.0	5.0	0.0	0.0	0.0	5.0
GEOTHERMAL		0.0	0.0	5.0	40.0	50.0	95.0	0.0	20.0	0.0	50.0	40.0	110.0
TOTAL PNG		255.0	55.0	464.0	982.0	239.0	1740.0	669.0	878.0	45.0	2252.0	40.0	3884.0

Source: Department of Petroleum and Energy, PNG

The National Energy Policy calls for a structural reform in the energy sector including promoting competition, to foster investments in innovations and technology. The Energy Authority Bill, which will decommission all the regularity powers and functions of PNG Power Limited and vest them with the National Energy Commission, is ready for Cabinet endorsement. The Energy Commission will be established to create a level-playing field to promote private sector investments in the sector. The competition will ease consumer prices, making energy more affordable and addressing capacity and reliability issues. Market reforms will also promote efficiency and robustness across the electricity service industry.

The Government developed a National Electrification Rollout Plan that aims to provide 70 percent of PNG's total population with access to reliable, affordable and clean energy. This aligns with targets in the DSP 2010-2030 and will be achieved via two means:

- **On-Grid:** means huge transformers are brought down voltage to a usable level (415v).
- **Off-Grid:** promotes small power projects, especially independent power plants owned by private operators.

In pursuit of meeting the target of 33 percent of households having access to electricity by 2022 and 70 percent by 2030, GoPNG has financed the Rural Electricity Rollout Program through the national budget, with an average of K15 million since 2018. The level of funding appropriations will continue at an increasing rate conforming to the economic performance of the country.

There are a number of hydroelectricity investments by private investors, as well as development partners partnering with subnational governments with significant funding contributions. GoPNG has also started to address capacity constraints of the existing power grids, increasing power supply in order to reduce power blackouts and increase reliability. The following graph depicts different sources of energy used across the country.

Figure 6: PNG Energy Source

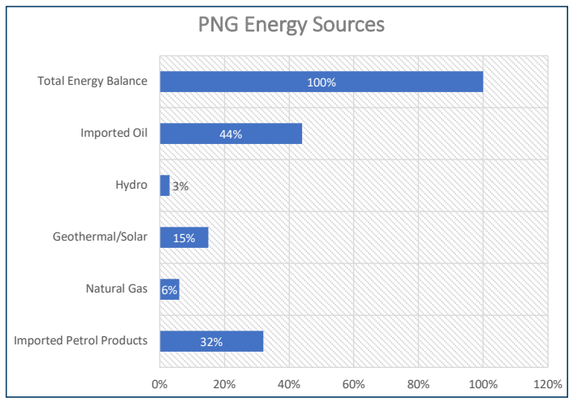

Source: PNG Energy Balance 2014 - APERC

Gaps and Challenges

Despite continued commitments by Government to explore, develop, promote and fund the energy sector as enshrined in cascading national policies, strategies, and development plans, PNG's un-preferable economic conditions, geographical locations and land terrains continue to impose challenges. About 83 percent of the population still lacks access to electricity services and the progress made to rollout electrification has lagged over the years.

People's ability to afford energy remains a challenge due to increasing prices, as there is a delay in the establishment of a National Energy Commission to promote competition. Energy shortages and supply disruptions together with high cost remain the serious obstacles to economic activities and growth.

With the delay in integrating the National Energy Policy into subnational development plans, provinces and districts with good river systems lack ownership and commitment to developing renewable energy projects.

GoPNG's inability to quickly address the capacity constraints of the existing power grids continues to disrupt the daily operations of investors and households.

The most notable challenge is PNG's lack of adequate technologies to develop more sources of renewable energy. In addition, land ownership issues continue to interrupt the construction of hydroelectricity projects in un-alienated land.

Next Steps

GoPNG is committed to developing renewable energy as a means to alleviate poverty, and enhance economic growth and social developments through continued investments in the construction of hydroelectricity, geothermal power generation, solar energy, etc. This includes:

- Speeding up efforts to implement the National Energy Policy through:
  - Structural reform, including the review of existing policies and legislation
  - Establishment of the Energy Regulatory Commission to foster competition in the energy market. The Commission will take on the functions of policy and legislation compliance and ensure that a level playing field is created to promote competition.
- Subnational government to adopt and integrate the National Energy Policy into their development plans
- Subnational government to take ownership and partner with national government and development partners to increase its electricity rollout coverage
- Increased awareness on the socioeconomic benefits of having an affordable, reliable, clean energy and the implementation of the National Energy Policy at all levels
- Promoting the target of 100[31] percent electricity usage from renewable energy sources by 2050
- Promoting the National Electricity Rollout Plan for Grid extension and Off-Grid stand-alone power supply system
- Promoting formulation of subordinate policies for each source of renewable energy to effectively implement the National Energy Policy
- Promoting adequate trainings for Papua New Guineans to advance the renewable energy sector in the country
- Addressing the capacity constraints of existing electricity grids/power plants.

[30] National Energy Policy 2017-2027

SDG 8. DECENT WORK AND ECONOMIC GROWTH

Promote sustained, inclusive and sustainable economic growth, full and productive employment and decent work for all.

Overview

In 1976, PNG ratified the Employment Policy Convention 1964. The Convention calls upon countries to "declare and pursue, as a major goal, an active policy designed to promote full, productive and freely chosen employment that fosters inclusive and sustainable economic growth."

The objective of SDG8 is in line with the main premise of the MTDP III with the theme "securing our future through inclusive sustainable economic growth". MTDP III takes queue from the Vision 2050 that forms the basis for PNG's development, hence for PNG to become a prosperous, happy and wealthy nation by 2050. It aims to ensure that economic growth is broad-based and diversified with sustainable revenue sources.

Photo courtesy of Simbu Provincial Government - Bulb Onion

In pursuit of these development aspirations, economic growth cannot be achieved in isolation without full employment and decent work, hence they have a positive correlation. Full employment and decent work enable investors, industries, and economies to maximise their outputs.

The economy of PNG is divided into two segments, formal and informal. In the formal economy, the market is dominated by large-scale resource projects, particularly extractives - mining, oil and gas. These have accounted for an average 30 percent GDP since 2010, and their employment conditions are guided by legislations, policies, corporate plans and employment contracts.

The informal economy accounts for the vast majority of all jobs. It generates income for families, women, young people and persons living with disabilities. It helps to reduce poverty and crime and contributes to the long-term development of PNG. However, working conditions in the informal economy are typically poor and incomes are low and volatile. Initiatives to promote better working conditions in the informal economy would help to improve the livelihoods of disadvantaged groups including women, youths and persons living with disabilities to enhance inclusive and sustainable economic growth that benefits all.

Status and Trends

The PNG economy has experienced an average growth rate of six percent between 2010 to 2014 driven by a boom in the mineral and petroleum sectors. In 2013, it reached its peak of 13.6 percent before declining to 9.5 percent in 2015 and further to 4.1 percent in 2016. The downward trajectory was triggered by a sharp fall in global commodity prices in minerals and severe El Niño-induced drought, leading to the closure of the Ok Tedi Mine and affecting agriculture commodities especially in the Highlands Region and other parts of the country.

The ending construction phase of the liquefied natural gas (LNG) project has laid off short-term contracted employees and casual workers who were left unemployed. The GDP for the construction and manufacturing sectors shrunk by 12 percent and 13 percent respectively during the recession in 2015.

Figure 7 shows trend of GDP growth rate

PNG is a resource dependent economy, with a given 80% of population depending on subsistence agriculture. Much of the resource sector which makes up 30% of GDP is foreign owned, and a large share of the benefits flow offshore. PNG has enjoyed uninterrupted economic growth since 2002, underpinned by high commodity export prices and supported by structural reforms and sound macroeconomic policies. Since 2010, economic growth has been supported by high levels of foreign direct investments such as the US$20 billion LNG project, which commenced its production in 2014.

Economic growth, however, has not been inclusive and has not been translated into development outcomes, nor enlarged the scope of employment opportunities to match PNG's growing population. The issues of underemployment remain unattended; hence skills gap or structural unemployment (mismatch unemployment) remains.

While labour mobility into PNG has been substantial, only a small number of Papua New Guineans have found jobs overseas. The only opportunity for low skilled workers to move overseas is under seasonal agricultural work schemes such as the Seasonal Worker Programme in Australia and the Recognised Seasonal Employer scheme in New Zealand.

Most of the population work in the informal agriculture sector. The sector currently accounts for only 13 percent of GDP and supports more than 75 percent of the population. The economy's primary cash crops are coffee, palm oil, cocoa, copra, tea, rubber and sugar. The employment levels are growing through expansion in primary production, however, it is constrained by infrastructure problems causing relatively low labour productivity. Most informal economy workers undertake subsistence farming and small-scale cash cropping. This is primarily organised around the household in which not all working members receive income. The expansion and formalisation of such initiatives is often limited by access to capital.

The APEC Leaders' Summit held in 2018 shifted the policy priorities of the Government in realising the need to interconnect the regions, provinces and districts through quality and climate resilient infrastructures. Thus, form the basis for a vibrant, inclusive and sustainable economy that can attract foreign direct investment (FDI) and withstand the global economic and financial shocks.

There is a high and growing level of FDI, focused on the primary extractive industries with high capital intensity. This means relatively few direct employment effects, and with the low skill-base of the country, work is conducted by non-PNG citizens.

The MTDP III stresses the need for FDI to invest in the renewable sector to sustainably broaden the size of the economy and become more inclusive. It also emphasises sustainable jobs and incomes, with explicit evaluation criteria for FDI proposals concerning job creation, skills development and participation by PNG citizens.

In addition, Treasury's statistics show a recovery, indicating that the non-resource sector picked up from virtually zero growth in the period 2015-2017 to around three percent growth in 2018 and 2019, heading to 5.4 percent growth in 2020.

The economic recovery after the 2018 earthquake-led downturn, is slow but steady. The current fiscal difficulties show little revenue growth, large government debts, increasing problems around public-sector debt and guarantees, and re-intensifying foreign exchange rationing.

The government's main response to the economic slowdown has been fiscal discipline to prevent a debt crisis. Expenditure has been slashed and continues to fall. In 2019, a second bow was added to the government's economic policy: protectionism, with planned tariff reductions being shelved, and instead wide-ranging moderate tariff increases were implemented. Neither policy directly addresses the single most important reason for the extended duration of the PNG recession: namely, shortages of foreign exchange, which businesses consistently label their top constraint. Tackling this problem requires a devaluation, that would provide a stimulus to exports as well as import-competing industries.

Gaps and Challenges

The majority of the population lives in rural areas and their livelihoods are primarily based on subsistence agriculture and small-scale production of cash crops for income in the informal sector. Therefore, introduction of non-resource projects such as agricultural development and SMEs are crucial. However, converting natural resource wealth into inclusive growth is particularly challenging for PNG.

Youth unemployment is an acute problem in PNG, requiring active labour market policies around education and training as well as policies to stimulate economic growth. Attention also needs to be given to older workers, whose accumulated skills have the potential for productive training and support roles. Female labour force participation is high but concentrated in rural (informal and subsistence) work. They are also under-represented in the private sector, particularly at senior levels as non-citizens hold most top management level jobs.

Other challenges include constraints on FDI investment risks around customary land law and access; a poor supply of local skilled and semi-skilled labour; high transportation and security costs; infrastructure under-development; bureaucracy; corruption; and tariffs barriers in some sectors.

The other challenge for economic growth and decent employment is natural disaster which happens frequently. For instance, dry season in 2015 and 2016 resulted in the Fly river level dropping that led to the closure of Ok Tedi mine. The recent decline in commodity prices and the El Niño-related droughts in 2017 have weakened the country's fiscal position and led to subdued economic growth. The government responded to this by cutting expenditure in the supplementary 2015 and 2016 budgets and adopted a prudent 2017 budget. Similarly, the 2018 earthquake in the highlands especially in Southern Highlands and Hela Province affected the LNG project in which the growth in the extractive sector fell by 0.8 percent.

The outbreak of COVID-19 has already affected many employees from the private sector. While the country is still assessing its economic impact, many businesses have declared losses and many SMEs have ceased operations. The government has provided the economic stimulus package to revive the economic activities which are being implemented at a low pace.

Next Steps

The Vision 2050 provides a strategic direction for PNG, with the goal to "develop and grow the manufacturing, services, agriculture, forestry, fisheries and ecotourism sectors from 2010 to 2050". It aims to ensure that economic growth by 2050 will be broad-based and diversified. That means that there needs to be less reliance on extractive industries and have a positive influence on household incomes and expenditures, leading to an enhanced socioeconomic status for individuals, and improved HDI ranking.

The Government has recognised the challenge presented by the economy and made a paradigm shift to focus its investments in the renewable sector in agriculture, forestry, fisheries, eco-tourism and manufacturing supported by a quality and climate resilient infrastructure. The MTDP III made more emphasis on the objectives of the Government through KRAs 1 and 2 that call for wealth and revenue creation and building quality infrastructure and utilities respectively.

The government is keen on maintaining consistent economic growth to create more opportunities in the country despite ongoing and emerging challenges. The current government is focused on governance reforms that provide an opportunity to revisit fiscal and exchange rate settings, to provide stronger support for economic growth and promote free trade with a sound policy framework.

To diversify PNG's asset base and increase employment, investment is needed to strengthen capacity in institutions, human capital, and physical infrastructure. Electricity, telecommunications, road and other transport infrastructure remain critical to supporting private sector led growth.

PNG's revenues continue to face challenges arising from lower global commodity prices. Sound macroeconomic management and more efficient service delivery is critical to ensure development benefits reach a greater number of people, given that the majority live in rural areas. The structural reform, sound policies, and legislations need to be formulated to promote private sector investments.

Photo courtesy of Ramu Cooperative Society 1

SDG 9. INDUSTRY, INNOVATION AND INFRASTRUCTURE

Build resilient infrastructure, promote inclusive and sustainable industrialization and foster innovation

Overview

Infrastructure is the key and essential driver of economic growth and development. PNG's challenging geography comprising mountainous areas and many remote islands with scattered populations, requires massive investment for connecting rural people to urban areas throughout the country. Investing in sustainable infrastructure can play an important role by laying stronger foundations for economic growth, as well as demand and access to economic and social services.

Internet broadband is a catalyst and a key essential infrastructure in implementation of various development aspects. As a member of APEC and having hosted APEC Summit in 2018, PNG recognises that APEC economies are increasingly influenced by the expanding internet and digital economy, whereby all sectors of economic and social development are empowered by the underlying digital infrastructure. The broad-based economic growth will be made possible by digital infrastructure in all industry sectors for all types of businesses, including MSMEs, including social services in health, education and law & order systems.

Transport (land, water and air) is another key component of infrastructure. It consists of the infrastructures (roads, bridges, jetties, wharves, airstrips, etc.) and services (PMVs, ships, planes, etc.). Effective delivery of goods, services and the conduct of socio-economic activities are enhanced by a good transport infrastructure and service network.

Good and reliable transport infrastructure can turn local markets into more large-scale commercial markets connecting them to domestic urban and global markets and contribute to increased exports and more flow of goods and services.

Status and Trends

Transport Network

GoPNG has a built-up road network of 30,000km and 746 bridges in PNG. Of these 8,740km is classified as national roads and about 22,000km as sub-national roads.

The national road network is the economic backbone of the country and carries about 89 percent of passenger and freight traffic. However, lack of funding and rehabilitation has contributed to the generally poor state of road conditions. The effects of poor road conditions are high vehicle operating and travelling costs and road accidents. Furthermore, many bridges have deteriorated, posing other traffic hazards for the traveling public and businesses.

The government has increased its investments in the last ten years on the rehabilitation of many national roads with 65 percent improved or upgraded in 2015 from 29 percent in 2010 where 45 percent is sealed. Hence, the government will continue to invest more in rehabilitation, maintenance, reconstruction and upgrading programs on existing national road networks, connection of economically vital missing links, and design, reconstruction and upgrading old and aging rundown bridges.

These road networks are now able to connect new areas and greatly open up for more socio-economic activities in terms of enabling both urban and rural populations to have access to markets.

The total road network of the country is 30,000 km, 2,000 km of which is sealed and considered by the government as priority routes which have to be regularly maintained due to the significance of the route network as the backbone of the country's economy. The remaining 28,000 km is also important to the economy, however, it is being maintained at various levels by the sub national government at the provincial and districts level.

Sea transport is important for the shipment of merchandise and locally produced goods in and out of the country. Shipments are conducted out of the country by the two main Ports of Port Moresby and Lae, supported by the 16 regional ports serving the maritime areas.

Photo courtesy of Six8eleven

There are also jetties that serve remote islands. The jetties are vital for SMEs to move cargos and people to regional and Provincial ports. Port Moresby's Jacksons airport is the only airport facilitating international arrivals into the country and is supported by the 12 regional airports facilitating domestic travellers. There are also airstrips numbering around 600 in remote, isolated parts of the country of which 20 percent are serviceable. These are the vital air links and only means to access rural farmers and are mostly served by the third level airlines of the country's air transport system.

Information Communication and Technology (ICT)

ICT enables effective planning, investment and management of people and its resources. It provides information on land, labour, capital and enterprise. ICT therefore connects all factors of economic activity and broadens opportunities for capacity building and increases workforce productivity.

However, there is a need for effective and affordable ICT infrastructure using appropriate technology suitable to PNG's circumstances in order to achieve the level of development envisaged in the DSP 2030. The adoption and use of ICT in the country has increased significantly in the past decade. Digicel entered the communication industry in 2006 and improved the communication coverage from 4.7 percent in 2007 to 47 percent in 2015.

Internet usage is also increasing where 7.9 percent of the population are estimated to be currently online. Although it is the highest growth in the region, it remains the lowest. Fixed broadband penetration is below one percent of the population and remains far beyond the affordability of average citizens and small businesses. With the recent increase in government investment in the ICT infrastructure sector these scenarios are changing for the better.

Gaps and Challenges

Geography: The geographical location of the country in a disaster prone area within the rim of fire and climate change with increasing natural calamities and disasters, poses major challenges which add to the government's already strangling budget.

Institutional gaps in the capacity to research ideas and new ways to mitigate climate change: New technology innovations and changes have meant institutions must comply with international globally adopted standards for ICT, surveillance navigational systems for air and maritime transport system improvements. Government institutions such as the NRA-Road transport, CASA- Air transport, NMSA Maritime transport, NICTA in ICT, are required to build capacity to cope with the increasing challenges brought by technology innovations for international best practice.

Next Steps

Government has embarked on a number of long-term partnership programs at bilateral and multilateral level in a bid to improve the status of infrastructure, such as:

- The Transport Sector Support Program, a GoPNG/ Government of Australia partnership program to improve road maintenance and institutional strengthening of capacity within Department of Works and Department of Transport.
- The Asian Development Bank's Bridge Replacement for Improved Rural Access Program
- The Civil Aviation Development Investment Program is a multiyear program to improve gaps in the air transport system of the country for runways, terminals, air navigational surveillance systems and is proven beneficial for the transport sector and country.
- The World Bank ongoing road maintenance and rehabilitation of core road network in the Highlands with the Export-Import Bank of China.

The recent construction of a fibre-optic network linking provincial towns will lead to reduced cost of internet service and corresponding use of data will enable increased population numbers to use the internet.

Photo courtesy of Hela Provincial Government

SDG 10. REDUCED INEQUALITIES

Reduce inequality within and among countries

Overview

Inequality continues to be a major national concern despite strategic interventions in narrowing disparities of opportunity, income and power within the country. Income inequality and unequal distribution of wealth and business opportunities are still prevalent. GoPNG recognises that poverty as well as issues associated with lack of quality education and healthcare services, weak democracy, increasing population, and related issues contribute to all forms of inequalities.

PNG joined global efforts to cut in half and lower the prevalence of inequalities as part of the SDG contract and to demonstrate accountability to its citizens. The country also developed the SME Master Plan 2016-2030 with strong private financing facilities to leverage SME capacity, network, and standards, and also negotiated a new framework for development cooperation that reinforces aid effectiveness and poverty reduction.

GoPNG placed emphasis on national priorities set out in MTDP II & III in diversifying the economy through key investments in agriculture, forestry and fisheries, including their supply and value chains. They have also stepped up digitisation and other reforms to promote economic inclusivity, innovative financing, entrepreneurship, broad-based participation, and scaling up trade and investment activities.

Moreover, the government has also intensified building transport and communication infrastructures and incentives that connects farmers to the global markets and strengthening good governance in public institutions, and promote aid for trade and PPPs to improve trade facilitation and foreign direct investment.

Additional efforts were also undertaken to support informal sector development and social protection initiatives, innovative aid financing, revenue mobilisation, electoral reforms, service delivery, and setting up accountability institutions such as the Independent Commission Against Corruption (ICAC) and other legislative reforms with the support of development partners and other partners.

Status and Trends

The global trend on poverty incidence is declining in most developing countries. However, PNG's economic recovery is slow. The country is struggling to attract trade and investments to boost its economy that is commodity, petro-chemicals and

Photo courtesy of Hela Provincial Government

minerals reliant. Given the positive balance of trade with the major export commodities on minerals, fisheries, and forestry and main imports that include machinery, vehicles, rice, steal, iron, fuel amongst others, PNG is negotiating appropriate free trade arrangements with trading partners for market access opportunities for exports from PNG-grown and made products and services.

PNG joined APEC in 1993 and the World Trade Organisation in 1996 to participate in the trade and investment liberalisation processes at the international level using internationally agreed trading rules. The Melanesian Spearhead Group Trade Agreement and Economic Partnership Agreement with European Union were also signed as part of the Government's commitment to the elimination of trade barriers and ensure market access for PNG's goods and services to enter regional and global markets. Membership to these international trade arrangements has obligated and enabled the government to undertake policy reforms at the domestic level. Major policy reforms included the Tariff Reform Program, National Trade Policy, SME Policy, Manufacturing Policy, and integration of trade and investment agenda in the other sectoral policies, particularly in the sustainable sectors.

Trade is a sustainable means by which people will engage in viable economic activities to take care of their livelihoods and PNG sees enormous economic value in global trade, hence continues to negotiate trade arrangements that are conducive and complementary to its development policies. PNG is expected to increase its exports for a fair return on its commodities as it continues a renewed focus on more sustainable and mutually beneficial partnerships. PNG's participation and trading in an effective and open multilateral trading system with global trading players in developed countries can impact positively on PNG's economy, and will lead to increased foreign exchange and remittances into the country.

The positive outcome of establishing PNG's National Trade Policy (2017-2032) will encourage the following trade-related outcomes:

1. Establishment and operationalisation of the National Trade Office
2. Continuing trade negotiations with confidence to establish new FTAs
3. Strengthening capacity of trade facilitation institutions including PNG Customs, NISIT, NAQIA and other government and private sector agencies
4. Increase number of non-traditional trading partners by 2022
5. Improve and enhance linkages of the trade policy to major policies and cross-sectoral policies to achieve holistic and complementary outcomes in trade and development.

PNG was an active contributor to the creation of a Global Compact on safe, orderly and regular Migration, or GCM. To support the implementation of the principles outlined in the GCM, the PNG Immigration and Citizenship Authority sought technical advice from the International Office of Migration (IOM) to develop a migration policy. IOM agreed to support PNG's efforts and a Terms of Reference is currently being worked on to facilitate the consultations and information gathering from the national stakeholders, which will form the basis for further review and analysis to inform the development of the country's first migration policy.

Sustainability in wealth creation will require incentivising state owned enterprises and SMEs including the informal sector through inclusive growth policies to create wealth. Currently, 90 percent of businesses are owned and controlled by foreigners. The government is determined to reverse this situation by implementing a deliberate strategy through the SME Policy to empower PNG citizens and support them take majority ownership of the SME sector.

In doing so, approaches can be taken to support more PNG companies grow and compete with large foreign-owned companies, particularly in bidding for major works in the construction sector. Broad-based economic growth is based on the strategy of inclusive participation by all citizens and the encouragement of investments that leads to creating growth, formal employment, reduction of poverty and sustenance of the government's revenue base.

Women's economic empowerment is especially necessary for reducing poverty in families. It is also important that women have access to employment, markets, resources and a fair regulatory environment for businesses. Recent indicators on inequality affirm the need for inclusive economic development across different classes of the population. Data obtained on wage employment shows that there are more men (66 percent) than women (38 percent) in wage employment in the formal sector, whereas there are more women (46 percent) compared to men (15 percent) in the informal sector with only a small proportion of women (eight percent) engaged in the SME sector in PNG. Furthermore, there are fewer women (12.5 percent) with bank accounts than men (37 percent) with bank accounts. It is projected that narrowing the gender gap in formal sector employment will increase household income in PNG by 14 percent by 2020. Higher incomes for women lead to increased spending on household needs and welfare.

Gaps and Challenges

GoPNG has made significant headways in reducing inequalities in the country, however, the following challenges still remain:

- Weak regional trade and investment relations and cooperation agreements to improve trade activities
- Limited employment opportunities in sectors involved in trade and investment space within the economy
- Volatile trade and investment environment to cushion against unprecedented impacts of natural disasters, pandemics, and climate change
- Struggling to meet standards and expectations of European Union markets and other significant trading partners
- Small number of SME business connectivity across borders at the regional level
- Lack of locally reserved business initiatives
- Manufacturing industries in PNG depend on huge volumes of imported raw materials for manufacturing purposes, which affects the forex and wholesale and retail industries. Purchasing power of the people is also affected
- Inadequate supply chain and movement of goods and services between borders
- Low investor confidence and enhancing ease of doing business in PNG
- Lack of coordination – the need to harmonise trade players to undertake trade reforms in a holistic manner has been a challenging factor contributing to lagging in implementing reforms. Responsible government agencies have specific

mandates in which their operations are administered. Having a coordinated approach to data harmonisation and information sharing has been complex when it comes to agencies having different interests in pursuing trade and investment development.

- Lack of capacity - e-commerce, World Trade Organization compliance on standards, and other emerging technology on trade and investment approaches internationally has impeded PNG in having comparative advantage in the global arena. Capacity needs in both human and infrastructure facilities are critical ongoing issues affecting the implementation of reducing inequalities
- Need to coordinate and implement policies to support the reduction of inequality.

Next Steps

In order to reduce inequalities in PNG, the following strategies need to be instituted:

- Upgrade trade relevant technologies and business processes to reinforce fair trading
- Leverage support to the Social Protection sector in country initiatives and the impact of pandemic, to advocate an immediate adoption and support
- Good governance and policy reforms are prioritised to ensure accountability and transparency in the justice system, electoral system, fiscal space, and to strengthen government's capacity
- Review legislations that guide the actions of investors in the mineral and petroleum sector and increase the landowner's ownership and participation
- Government electoral grants to the subnational government focus on service delivery and introduction of an Integrated Financial Management System (IFMS) will reduce official corruption
- Continue to negotiate for aid modalities that can address the country's needs consistent with the Development Cooperation Policy 2018, and demand leadership from the government
- Identify models of partnerships with private sector to enhance the economic output every fiscal year
- The informal sector where more than 80 percent thrive for a living is integrated into the formal economic sector where MSME can thrive, and people can create wealth through such initiatives
- Certain sectors in the economy are reserved for PNG (people) only to do business
- A more coordinated approach is required to improve trade matters. Improving trade facilitation and investment promotion are critical elements for competitiveness in FTAs, especially to achieve SDG10 on zero-tariff trading
- PNG needs to have diverse export products that can be offered to the world to realise fairness in trade. More trading products means better trade negotiation can be attained to promote export and attain a balanced or surplus balance of trade
- Strengthening the role of government agencies responsible for trade and investment through policy development and capacity building
- The Trade Assistance Program funded by the European Union and co-funded by GoPNG has continued to support trade and investment initiatives, including the operationalization of the National Trade Office PNG and the interim Economic Partnership Agreement (iEPA trade agreement).
- Implementation Strategy for the National Trade Policy must be developed as a matter of priority for the full and effective implementation of the National Trade Policy
- Effective participation in World Trade Organization and APEC
- Downstream processing of natural raw resources into semi-finished or finished products
- PNG to consider membership in emerging and new trade arrangements such as those under the APEC configuration, Asia Pacific Trade Agreement, and other regional and bilateral trade arrangements.

SDG 11. SUSTAINABLE CITIES AND COMMUNITIES

Make cities and human settlements inclusive, safe, resilient and sustainable

Overview

The government has endeavoured to make all the cities and communities in the country to be sustainable and inclusive. Relevant laws have been passed and policies established that set the parameters by which the cities can generate revenue, enforce urban planning, establish proper public infrastructures, create an enabling environment for private sector growth and enable investment in business to create wealth and employment.

Status and Trends

Official census data shows that only 13.5 percent of the population live in urban areas compared to 86.5 percent in rural communities. Analysis by the World Bank based on officially available data shows that urban population has marginally increased by 0.11 percent over the decade from 2008 to 2018. Major cities such as Port Moresby, Lae, Rabaul, Mount Hagen and Goroka are seen to have increased in population size. Unplanned urbanisation spurs associated challenges, such as access to basic services, unemployment, waste management, housing, utilities and law and order issues.

As a result, the government has formulated the National Urbanisation Policy 2010-2030 and the National Services Delivery Framework which gives clarity to define and streamline minimum services and standards at different service levels from provincial towns down to district and ward levels. Moreover, the enactment of the District Development Authority of 2014 was to guide the districts on how they arrange their administrative setup for smooth delivery and flow of services.

Also, the enactment of the Lae City Authority, Mount Hagen City Authority and the Kokopo City Authority in 2017 demonstrated government desire to establish sustainably functional cities. Since 2017, the government has invested over $US100 million directly into the districts and the cities in order to provide appropriate levels of services which can transform them into liveable, vibrant and thriving places. It is anticipated that over the next five years, these places can grow using sustainable practices and methods.

The City Authorities will contribute to the promotion of affordable land and housing by 25 percent of population having access to such, stabilisation of the population growth at 0.2 percent, decline of law and order issues at the community level by 55 percent, and the growth of business in the cities measured by employment rate of at least 50 percent by 2023. Going forward, the government intends to replicate the experiences of the existing City Authorities with the establishment of new ones. This model should lead to the country having inclusive, safe and sustainable cities and communities.

As part of SDG11, the government is also addressing some of the following:

Land, housing and urban development

With the enactment of land laws, customary land which accounts for about 87 percent of all the land in the country, has been freed up for housing and urban development. Since 2017 a mere two percent has been freed, signalling gradual but positive trend for more customary land to be freed. The government has accelerated the process of dialogue with landowners with the establishment of a specific office dealing only with customary land. This will guide land encroachment and safeguard landowners to benefit meaningfully in development.

The availability of freehold and customary lands has provided opportunities for private sector investment in quality and affordable housing schemes. The two major superfunds in the country have investment in different types of housing needs identified in the country. The government has also partnered with the major bank in the country to provide affordable housing. These initiatives should contribute to meeting the housing needs of the country by 30 percent.

Housing

Providing affordable housing is a long-standing issue for most urban centres in PNG. The supply of housing is rather limited compared to the growing demand. The National Housing Policy 1994 to 2017 has not been fully implemented in meeting the demand of social and affordable housing. Although the government is the biggest employer, it cannot provide housing for most of its employees. It does provide some housing allowance but mainly for those at higher management levels.

The same is true for private sector and NGOs in urban centres across PNG. While it is not a condition of employment, increasingly many private sector employers are providing accommodation or rental subsidies to their employees. Only a handful of people have privately owned accommodation, although the number is increasing with the range of initiatives for affordable housing projects and home ownership schemes

that have been introduced in the past several years including many private estate developments targeting the growing middle-class and high income earners such as Kennedy, Edai town, and Glory Garden among others.

Between 2008 and 2010, with the onset of the PNG LNG construction phase began, the housing demand and prices especially in Port Moresby skyrocketed, forcing many middle-class families further into makeshift settlement houses and in peri-urban areas. Many other international events and fixtures discussed above have also impacted the demand and supply of housing. The notion that households should spend 30 to 35 percent of their income on housing is not true for many middle-class households. The most affected are low income earners and those engaged in the informal sector.

The unregulated housing market also concerned the Independent Consumer and Competition Commission (ICCC) to review activities relating to housing and the real estate industry in PNG. They observed that government housing agencies had little success in providing housing to city residents thus the high housing prices are primarily triggered by inefficient and insufficient supply of land, irregularities in the allocation of land to developers and unclear government policy on housing[32].

The government recognised that its role in provision of affordable housing is weak and housing prices are at exorbitant rates, driven by private real estate owners. Subsequently, in 2007 the National Housing Taskforce was established to study the housing problems and propose some solutions to address them. To meet the housing demand, the National Housing Taskforce recommended the National Housing Corporation (NHC), governmental housing agencies, to play a facilitating role in providing housing rather than being directly involved in building houses, and encourage more private sector participation in residential property development to spur economic growth and employment in the housing sector. However, as it continued to increase, in 2011 the government established the National Housing Estate Limited, a subsidiary business arm under the NHC primarily to build affordable houses in Port Moresby and other major cities to help boost housing supply.

A number of initiatives followed suit. Since 2013, the government allocated PGK200 million to the First Home Owner Scheme managed by the Bank of South Pacific. As at January 2019, 597 customers have already been funded through the scheme .[33]

The loan amount ranges from PGK250,000 to PGK450,000 with an interest rate of four percent and repayment period of 40 years. Other banks have similar home ownership products, and the superannuation funds have established programs in supporting their members. For example, the Nambawan Super have expended more than PGK200 million in housing advance payments for more than 14,000 members[33].

Government also expanded the social housing program at Duran Farm Housing Development in 2014 for 40,000 fully serviced land allotments over five years, the Gerehu 3B in 2015 by the Office of Urbanisation among others, although progress on both are slow. Additionally, in 2015, the government launched the "two million district housing program" for government workers, a partnership between national and subnational government to build ten houses in each of the 89 districts, although implementation is slow in some provinces.

Urbanisation programs

The National Urbanisation Policy 2010-2030 supports other national policies in the sector including the new National Housing Policy 2018-2028 under the NHC and the National Sustainable Land Use Policy under the Department of Lands and Physical Planning. The policy creates a platform for all support GoPNG institutions and functions in urban development and the customary landowners, real estate developers, businesses and civil society organizations on a way forward on urbanisation. A key objective of the policy is also to access both alienated and customary land for proper site and service development for urban growth and expansion, including the provision of affordable housing initiatives.

In most of the urban centres, various urbanisation programs are currently ongoing. Some of them include settlement upgrades with trunk services, waste management and disposal programs, transportations and improved communications with landowners. With the rapid expansion to urban areas, especially unplanned, the Office of Urbanisation (OoU) was established to facilitate between the landowners, town authorities, trunk services providers, various levels of governments and functions such as Lands and Physical Planning, Provincial and Local Level Government Department and others.

Settlement Improvement Program

This program is geared towards sustainably improving the living conditions of informal settlements on both state and customary land. In the absence of legal arrangements between landowners and urban authorities, landowners are either selling or leasing their lands to people and businesses or allowing (or forced) illegal settlements. In other parts of the country, due to the rapid growth or settlements, evictions and destructions of those illegal settlements are also widespread. In most of the settlements, appropriate trunk services or utilities such as power, water, waste disposal and communication services are absent.

Therefore, in some cities such as Port Moresby, settlement improvement or upgrade programs have been undertaken to transform them to modern suburbs. While the implementation is slow, some of the private estate development as named elsewhere (Kennedy estate, Edai Town, Glory Garden) and many more are coming on stream targeting first home buyers, and middle and higher-income earners.

District Service Centres Development Program

This program was aimed at rejuvenating and rehabilitating the district centres and to build 'growth centres' where necessary to disperse the benefits of urbanisation to rural communities and localities. This is part of the National Service Delivery linking provincial capitals to districts so that people living in the rural areas do not need to go all the way to town to access those goods/services. Implementation of this program is linked with the District Development Authorities. Although many districts have enacted and established their District Development Authorities, full implementation of the functions are slow in progress.

Markets

A key feature of all towns across PNG. It is a big and most times the only revenue earner for many households. Markets formed the core of the informal sector, recently valued at PGK12 billion[35]. In the past several years, as discussed elsewhere in this report, many urban centres such as Port Moresby, Goroka, and Mount Hagen have improved their market facilities with state-of-the-art amenities and security, to make it conducive especially for women who are its main users.

Public transport system

Over the past few years, some improvements have been noted especially in urban centres. Roads and infrastructure have been the priority for the government. In Port Moresby, many new roads have been built expanding the city and easing the traffic. With the government lowering taxes on imported vehicles, a lot of second-hand vehicles are imported into the country. In terms of the public transport system in most urban areas, it is yet to be fully developed. Private taxi companies have exploded in Port Moresby and other parts while the bus system is under development,

Under the safe city program, Port Moresby has been trialing the 'Meri Saif' women-only buses which proved to be successfully operational although not yet mainstreamed. In some coastal towns, several wharves and jetties are built to improve transportation under the programs by Ports PNG and National Fisheries Authority respectively.

Municipal waste and open spaces

Ensuring an effective waste management system, reducing waste generation through recycling, and provision of sufficient open spaces for public use for all age groups are some of the on-going challenges of many urban authorities in PNG. Urban centres like Port Moresby, Rabaul and Madang are among those that are improving in the above-mentioned areas. GoPNG with the assistance of the Government of Japan is supporting the efforts on proper waste management systems in Port Moresby and other pilot centres such as Goroka. For example, in Port Moresby, the upgrading of the waste management processing site is underway in partnership with Japan International Cooperation Agency to meet international standards and building technical capacity.

Disaster risk reduction and management

PNG is a disaster-prone area located on the 'Pacific ring of fire' at the collision point of several tectonic plates. It accounted for 25 percent of all the natural disasters occurring in the Pacific between 1950 and 2008 The nature of disasters varied ranging

Photo courtesy of Hela Provincial Government

[32] ICCC 2010
[33] Bank of South Pacific Limited < http://www.bsp.com.pg/>
[34] Nambawan Super Limited < https://www.nambawansuper.com.pg/

[35] National Informal Sector Policy, Department of Community Development, GoPNG.

from vast tropical inland forests and plains, to miniature island atolls. Over 80 percent of the country's population are susceptible to extremes associated with climate related to the El Niño Southern Oscillation. PNG has had experienced several extreme episodes already.

Likewise, over half a million people living along the 2000 coastal villages in the country are vulnerable to coastal erosion, king tides cyclones and storm surges, which is likely to be exacerbated due to climate change causing the sea-level to rise thus magnifying the impact of storm surges and waves on coastal areas. Natural disasters have consistently affected many key sectors of the economy such as agriculture, infrastructure and community livelihoods. In the period between 1997 and 2002, 63 major calamities were reported in PNG that affected 4.1 million people. These events combined have resulted in damage and losses amount to approximately PGK131 million[36].

In recent times PNG experienced some major natural disasters. In February 2018, a 7.5 magnitude earthquake (with at least 170 recorded aftershocks) struck that triggered landslides, killing and burying people and houses, affecting water sources and destroying crops. This affected some 544 000 people of which 270 000 were in need of immediate humanitarian assistance, across Hela, Southern Highlands, Western and Enga provinces with Hela and Southern Highlands Provinces the worst affected.

Between 2015 and 2016 El Niño caused drought that affected about 700,000 people with destruction of gardens and food and cash crops. It also led to the closure of the Ok Tedi mine due to the low water levels stopping ships travelling up the Fly river, Western Province. Volcanoes were experienced in Madang, West New Britain and East Sepik displacing thousands of people. And the Carteret Islands and atolls located near Bougainville with a maximum elevation of 1.5 metres above sea level continue to submerge with the rising sea levels.

GoPNG with the support of many of its development partners have worked over the past few years to build and strengthen the response and management capacity of the National Disaster Centre. It is now directly under the auspices of the Prime Minister and with the recently launched National Disaster Risk Reduction Framework 2017-2030, aligning with the targets of MTDP and SDGs, GoPNG will continue strengthen its coordination with all the subnational levels and partners in implementing the strategies under the framework.

Gaps and Challenges

The agenda for sustainable cities and communities is complex and requires a long-term approach with appropriate strategies, technical and financial resources, especially at the subnational levels. Much of the urban development is skewed to Port Moresby, Lae and few other urban centres. Also, only few cities like Port Moresby have strategic plans addressing build environment, housing and settlements, public transport and waste management. Those plans have to cater for increasing population and expansion of people moving into cities. For example, as the road network is connecting Port Moresby and Southern Highlands through Kerema, it is feared that it will open the populous highlands region into Port Moresby apart from many other business and economic opportunities it will create.

The OoU is critical to driving the urban development agenda in PNG. The office was disbanded in 2018 as a cost cutting reform measure and amalgamated with the Department of Lands and Physical Planning. It is critical that the office to be reestablished to drive the National Urbanisation Policy 2010-2030 and bring together all the parties as landowners, service providers of trunk services and other government and private sectors.

Most of the key implementing agencies such OoU, NHC, and urban town authorities have limited manpower and technical capacity in developing strategies and undertaking key reforms under this agenda. This is further compounded by the lack of financing and access to appropriate technologies. The same is true for waste management. While the national policy is currently undergoing consultations, only few urban authorities including NCDC in Port Moresby have waste management plans.

Sustainable programmes on affordable housing, land and urbanisation require a robust legal and policy framework to provide structure and financing of the various plans and strategies. For example, the National Urbanisation Plan 2010-2030 suffered setbacks in implementation due to lack of funding and stakeholder support.

PNG has taken another significant step towards establishing a National Disaster Risk Framework 2017-2030 that is aligned to the MTDP III, SDG and the Sendai Framework for Disaster Risk Reduction 2015-2030, that outlines the seven clear targets and four priorities for action to prevent new and reduce existing disaster risks. Although considerable capacity building has been ongoing with the National Disaster Centre and linking with the provinces, lots of capacity and mismanagement issues have surfaced with handling of recent crises such as the Highlands earthquake. It is important that those lessons are taken and improved on in future disaster response and recovery efforts.

[36] National Disaster Risk Reduction Framework 2017-2030, National Disaster Centre,

Next Steps

Given the above challenges, GoPNG is taking some positive steps working on the immediate priorities such as stronger coordination among all the stakeholders. They include the OoU, NHC, Department of Lands and Physical Planning, NCDC, National Disaster Centre, state-owned utilities and trunk service providers, the land owners of urban towns, the private sector estate developers and the financial institutions. Capacity and appropriate resources are needed across all the players to implement their respective policies and programs.

GoPNG must consider rescinding its decision to disband the OoU in 2018. The office is critical to fully implementing the National Urbanisation Plan 2010-2030. In addition, for the national parliament to consider the passage of the Urbanisation Management Bill to revive the OoU and/or alternatively the Urban Development Authority to regulate, guide and control all urban development based on the National Urbanisation Policy.

National government should finalise, launch and implement the new National Housing Policy 2018-2028 which should bind together the government agencies responsible for land, housing and urbanisation for better implementation.

National government to continue some of the positive programs such as the First Home Owner Scheme, and some of the affordable housing programs, and provide funds for land mobilisation, housing and urbanisation programmes and other national interventions to address the national housing crisis, both for building new houses and improving existing houses.

SDG 12. RESPONSIBLE CONSUMPTION AND PRODUCTION

Ensure sustainable consumption and production patterns

Overview

Sustainable consumption and production (SCP) are critical agenda items for the survival of the national economy and social life. Effective SCP interventions are recognised as a driving force for economic stability in PNG. Thus, GoPNG has developed StaRS, to support the SCP agenda and introduce the new paradigm in strategic assets consumption. In this line, the government has carried out the National Land Use Policy, the National Agriculture Development Plan 2007 - 2016, the SME Master Plan 2016 – 2030, the National Nutrition Policy 2016 - 2026, and the PNG National Trade Policy 2017 – 2032 to drive production and investments in agriculture and livestock and promote downstream industries in the country.

About 75 percent of PNG's population are living in rural areas and are dependent on the natural resources for primary production and consumption. Most of them depend on their lands for subsistence farming. However, land for development is scarce in PNG with only 3.6 percent of its land belonging to the state, and the largest chunk (96.4 percent) being customary lands. Since 2007, the government through the Department of Lands and Physical Planning adopted the strategy for unlocking productive land for economic or commercial purposes under the Integrated Land Group. This helps to identify and address future land use disputes and the effective means of dispensing royalty and compensation payments for landowners.

Under the Integrated Land Group initiative, the government has now started two large-scale agricultural projects in collaboration with private companies, namely the Innovative Agro and the NKW Group of Companies to bolster agriculture and livestock production to meet local and global demand.

The above policies and strategies, however, are being challenged by the increasing population growth and high demand for products and services that the country needs to adopt new strategies for sustainable production and consumption.

Status and Trends

Overall, the country's agriculture and fishery exports and manufacturing outputs have increased considerably from 2016 as described in Table 9, and as espoused in the MTDP Result Monitoring Framework Pocket Booklet (2018).

	Baseline		Progress (2018)
Indicator	Value	Year	Value
Volume of exports for all commodities (export)	900.00	2016	1412.33
Animal domestic meat production levels	7.5	2017	10.0
Consumption of staple food production index (million tonnes)	4.5	2000	4.6
Fresh Produce Production level (tonnes)	14,000	2016	19,000
Fresh Produce Import Volume	4,128	2016	5,000
Total annual tuna export (metric tonnes)	172,046	2016	111,639
Processed fisheries exports volume (tonnes)	2597.28	2016	2,757.6
Total exports of barramundi (volume – metric tonnes)	0.72	2016	1.30
Volume of goods manufactured domestically	N/A	2016	N/A
Household electrification rate (% of household)	17	2017	21
Households connection per year	128,524	2016	300,000
Power generation by sustainable energy source in PNG (%)	4.4	2017	2.18
Primary forest depletion rate per year due to commercial, agriculture, logging, mining and urban town development	9	2016	8

PNG exports and manufacturing

In general, the PNG economy has an export economic base that is sustained by revenues from the export of its natural resources including oil, gas, fisheries, forestry, agriculture, and other mineral resources. Over the years, most of the proceeds from the extractive sector have been expanded to fund the development budgets to improve service delivery. However, most of these resources are not diversified especially in agriculture, livestock, manufacturing, and other downstream industries and the country is largely dependent on imported goods.

PNG population and environment

The burgeoning PNG population demands increased food and shelter, including increasing demand for lands for settlement. An uncontrolled population would have dire consequences for the environment.

Photo courtesy of UNDP

Photo courtesy of Government of PNG

PNG water, energy consumption and waste management

Since 2016, the country has experienced huge urban drift in most major cities such as Port Moresby, Lae, Mount Hagen and Kokopo. As such, most urban centres are now faced with extreme pressures to provide additional services including health care, education and basic shelter due to expansion of urban settlements. Demand for quality drinking water and proper sanitation and waste management practices pose significant challenges for most urban and municipal governments throughout the country

Gaps and Challenges

Production

The increasing population places high demand for more production. Continued land cultivation for farming degraded the environment and most often contributed to soil erosion, landslides, and loss of soil fertility. Despite new farming technologies introduced by the National Agricultural Research Institute (NARI), most farmers still adopt old farming practices due to lack of awareness and extension services. Thus, agricultural production is still low and environmental degradation is commonplace.

On the other hand, the country's manufacturing sector is still evolving with an unfavorable business environment, inadequate support infrastructure, underdeveloped industrial technology and low technical skills and education. Fishery, cannery, meat, beverages and other final products manufactured within the country have higher prices than imported products. High cost of production is due to the geographical terrain coupled with poor transport infrastructure and unstable climate conditions that affects the production and supply chain. In some areas, this has contributed to the deterioration of the quality of the fresh produce or products for marketing. Thus, most production of consumable items are mainly imported or manufactured outside the country and further compounded by the lack of data on household and industry production to inform national decision making.

Consumption

People living around the urban areas highly depend on imported goods especially food and beverage which is much cheaper than products manufactured in the country. It is evident that high consumption of these products has an effect

on many Papua New Guineans with an average lifespan of 65 years of age and most are suffering from lifestyle diseases such as obesity, diabetes, heart stroke among others. Increases in the population and cost of living escalates unhealthy lifestyles in which people consume what is affordable.

Unsustainable agricultural practices such as forest clearance for agricultural production and mismanagement of hazardous waste of consumable items is becoming a concern for environmental degradation. Energy and water are key elements to enable production and consumption. However, providing clean drinking water and reliable clean energy is challenging in terms of development and management as it is managed by the government.

Next Steps

- Intensify and broaden PPPs in all sectors to address the supply side needs and create more employment opportunities.
- Expanded investment on economic zones with improved infrastructure needs to be accelerated to enable effective flow of goods and services.
- Diversify production of primary products and investment on downstream production as a key priority to addressing growing demand for import consumption.
- Intensify implementation of a National Nutrition Policy to encourage effective involvement in surplus primary production for people's own consumption.
- With the population growth rate of 3.1 percent and high volume of rural urban migration in search of better lifestyle, land is becoming scarce. Hence, application of land use planning for development and environmental preservation is crucial for the country.

SDG 13. CLIMATE ACTION

Take urgent action to combat climate change and its impacts

Overview

SDG13 aims to "take urgent action to combat climate change and its impact", while acknowledging the United Nations Framework Convention on Climate Change (UNFCCC) as the primary international, intergovernmental forum for negotiating the global response to climate change.

SDG13 targets call for the implementation of the commitment undertaken at the UNFCCC and for the promotion of mechanisms able to increase capacity for effective climate change-related planning and management in least developed countries and Small Island Developing States. PNG has localised four SDG13 indicators into four PNG indicators which are to be pursued within the lifespan of the SDG period.

PNG is ranked amongst the top 20 most vulnerable countries in the world which are prone to the impacts of climate change. It is also home to the world's third largest intact tropical rainforest, and the fifth largest tropical forest.

Climate change affects growth and socio-economic developments around the world. Frequent occurrence of disaster can be highly destructive and the impacts are often difficult to predict . Global warming and increases in temperature has caused a rise in sea level and change in weather patterns. As a result, it has caused unexpected disasters that affect food security and livelihoods. These challenges limit PNG from effectively achieving the targets of having continuous access to nutritious food supply and clean-drinking water.

Status and Trends

PNG became signatory to the UNFCCC in 1992 after ratifying its commitment in 1993 to partner with the global community to address global warming and the adverse effects of climate change. The Kyoto Protocol was signed in 1997 and ratified in 2000, and in 2009 PNG supported the Copenhagen Accord and commitments which aims at reducing greenhouse gas (GHG) emissions by 50 percent by 2030 towards becoming a carbon neutral country by 2050.

Again in 2015, PNG became signatory to the Paris Agreement which aimed for member countries to strengthen their global response to the threat of climate change in terms of adaptation and mitigation, strengthening of the financial flows, introduction of new and affordable technology frameworks, and capacity building.

In December 2015, PNG was one of the first countries in the world to produce its Nationally Determined Contribution (NDC) . The NDC focuses on 100 percent renewables by 2030 to improve energy efficiency and accelerate actions to reduce emissions. Specific obligations were derived under the Paris Agreement and the recent Katowice Climate Compact, which called for the promotion of governance in the implementation of climate mitigation and adaptation actions across countries that were signatory to it including PNG.

The following are governance tools for the implementation of climate change mitigation and actions for adaption:

- Reducing emission from deforestation and degradation (REDD+)[40]
- National Adaptation Plan[41]
- The formulation and review of the Climate Change Management Act
- Nationally appropriate mitigation actions.

Prior to the establishment of the Nationally Appropriate Mitigation Action Facility in 2012, PNG was one of the first countries to submit a 'Preliminary and Conditional Inscription of Nationally Appropriate Mitigation Actions and Adaptations Investment Plan' to the UNFCCC in 2010. The condition of the inscription is for PNG to:

- Increase GDP per capita more than three-fold by 2030
- Decrease GHG emissions by at least 50 percent before 2030, while becoming carbon neutral by 2050
- Increase adaptation investments per annum by US$80-90 million to reduce anticipated losses due to the impact of climate change by US$230-250 million
- Biennial Update Report[42].

[40] PNG has been at the forefront of REDD+ negotiations globally since 2005 when PNG and Costa Rica introduced the concept of reduced emissions from deforestation to the UNFCCC. Since then GoPNG has supported international discussions on reducing emissions from deforestation and forest degradation, and the role of conservation, sustainable management of forests and enhancement of forest carbon stocks (REDD+) while building capacity and testing approaches to REDD+ domestically as part of a broader approach to climate change.

[41] The NAP proposal includes three main outcomes: 1: The coordination mechanism for multi-sectoral adaptation planning and implementation at different levels is strengthened; 2: Climate change risks are integrated into key national and sectoral policies and NAP is formulated, and; 3: Financing framework for climate change adaptation action for medium-to long-term is established.

[42] The BUR lays out the latest knowledge for activities relating to mitigation action; identifies known gaps and constraints; acknowledges support so far received for climate change activities, as well as identifies the anticipated financial, technical and capacity needs. The BUR further summarises a description of the climate action support that is required, relevant institutional arrangements, and PNG's measurement, reporting and verification measures. The BUR includes recent climate-related data and is an update to the National Communication.

PNG's first Biennial Update Report of April 2019 provided an overview of the country's national circumstances that are relevant to climate change, and summarises emissions by source and the removal of carbon sinks for the years from 2000 through to 2015[43].

PNG made positive progress despite socio-economic challenges. The progress is driven by GoPNG's strong commitment to undertaking structural reforms that resulted in the review and formulation of policies, strategies, and plans that aim at combating climate change effects in the country. The progress as reported by the responsible implementing agency has moved from three percent in 2016 to five percent in 2019.

The government has invested an average of K11million on an annual basis from 2016 -2019 to undertake climate change related programs/projects. It further ensures that investments on infrastructure for climate change resilience and efforts towards reforestation is boosted with support from development partners. GoPNG is committed to increase its effort to address climate change with amicable strategies and considerable resources in future.

Photo courtesy of Hela Provincial Government

Gaps and Challenges

Despite effort to address climate change impacts, the policies, strategies and development plans at the national level are not cascaded into subnational development plans and the ownership and commitment from the subnational government is lacking.

In addition, there is a limited number of data on the progress of GHG emissions across the energy and forestry sectors. In the absence of such critical data, it made it more challenging and not feasible for forward planning and projections for the reductions of emissions. Consequently, this limited government focus and support to invest in the reduction of GHG through investment in low-emission development pathways.

Despite these data gaps, there is opportunity for the country to accelerate project-based actions in the forestry sectors (under REDD+) to collect and develop baseline data to feed into the review of the NDC.

Next Steps

- It is important for PNG to develop a business case to tap into the Climate Financing Modalities to effectively implement the SDG Climate Action Road Map which will address some of the climate change impacts.
- The NDC to be reviewed by the Climate Change Development Authority to learn lessons and best practices to address policy gaps, data issues and to provide a business case for addressing the negative impact of climate change and GHG and climate change-related disasters in the country.
- A strategic framework is to be developed to improve the data collection approach to enable the reporting on the status of climate change impacts and response with appropriate intervention programs/projects

[43] Biennial Update Report.

SDG 14. LIFE BELOW WATER

Conserve and sustainably use the oceans, seas and marine resources for sustainable development

Overview

PNG has localised the SDG14 indicators to nine indicators and embedded them in the MTDP III and cascading sector policies, strategies, and development plans so to effectively achieve this target.

PNG is an archipelagic nation with an ocean space under its declared Exclusive Economic Zone of 3.12 million km2 with a coastline of 17.100 million km2; an 88-percent area covered by the oceans in comparison to land. This makes the fishery sector a leading revenue earner for the government. Given the huge ocean space and rich marine resources, the country is also signatory to Multi–Environmental Agreements on the Conventions of the International Maritime Organization, United Nations Convention on the Law of the Sea (UNCLOS), Convention on Biological Diversity and Nagoya Protocol. All these conventions underscore the need for improving governance of the ocean and marine resources, and prevent all kinds of marine pollution from land-based activities and other marine debris by 2025.

In addition, PNG has also passed critical legislations on the Environment Act 2000, the Protected Areas Act 2014, and the Maritime Zones Act 2015 to support the above conventions. However, PNG's ocean space continues to remain prone to unregulated fishing and illegal poachers, and there is an immediate need to streamline the governance mechanism to improve management of the country's biodiversity, food security, resources, and security. Thus, the government has anchored PNG's environmental sustainability in promoting a coordinated investment and collaborative approach (MTDP III, KRA7 - Goal 7.1).

Status and Trends

Conserving and managing the use of oceans, seas and marine resources for sustainable development requires many stakeholders, resources, and approaches. Below are some of the initiatives collectively undertaken by GoPNG, development partners, and other stakeholders.

Since 2016, PNG has been instrumental in implementing the Protected Areas Policy 2014 in improving the management, conservation and protection of its Wildlife Management Areas and the Local Managed Marine Areas. These are managed by the Government lead agency, Conservation and Environment Protection Authority (CEPA). There are 59 Protected Areas established throughout the country and some are ongoing projects including the Coral Triangle Initiative and the Access Benefit Sharing of Utilization of Genetic Resources. CEPA recently developed the Protected Areas Investment Plan (2018 - 2028) which implements three pilot Protected Areas, namely the Sepik Wetlands in East Sepik Province, Mt Wilhelm National Park in Simbu Province, and Kimbe Bay in West New Britain Province.

PNG National Fisheries Authority has developed the National Plan of Action 2015 to combat, deter and eliminate illegal, unreported and unregulated fishing consistent with the principles of the UNFAO International Plan of Action. Its goal is to ensure the long-term sustainability of the country's fisheries and marine resources. It also outlines strategies to deter and eliminate the occurrence and incidents of illegal, unreported and unregulated fishing. PNG is implementing the National Plan of Action with considerable resources and the support of the development partners in the marine resource provinces.

As part of government's effort to introduce structural reform in the sectors, the Department of Justice and Attorney General and DFAIT are jointly working to establish an Integrated Ocean Management System and the National Oceans Office through the National Oceans Policy. The National Oceans Office is aimed at ensuring a coherent and coordinated effort to improve oceans and seas governance in the country. It also addresses the concerns on maritime borders consistent with relevant national laws and regulations and UNCLOS.

Photo courtesy of National Fisheries Authority

The Biodiversity Beyond National Jurisdiction evolves from the UNCLOS and provides a vital link to the PNG National Ocean Policy 2020-2030. Its goal is to promote conservation and sustainable use of pristine marine genetic resources and the governance of areas beyond PNG's national jurisdiction. It also focuses to conserve and sustain the country's marine biodiversity and the underwater natural resources from being exploited from any future large-scale underwater explorations and seabed mining which will have dire impact to marine biodiversity and ecosystem.

Gaps and Challenges

Governance of Life Below Water is currently fragmented. There is no policy framework to coordinate the implementation of this goal in a more coherent manner at all levels of government. There is an immediate need to establish a National Oceans Office to coordinate and guide the conservation and consumption of maritime resources.

Government funding support to the environment and conservation sector in PNG is limited. Most projects have been funded through donor support such as the UN Global Environment Facility and UNDP. However, there is likelihood that GoPNG will improve its funding support and coordination with public and private partners within and outside the country. Scale of funding and proliferation of multilateral partners are also perceived to increase the level of funding, co-financing arrangement, and technical cooperation due to the various Multilateral Environment Agreements entered by the country.

Next Steps

GoPNG is committed to pursuing the national agenda of formulating and implementing the National Oceans Policy 2020 that will be coordinated by the PNG National Oceans Office. In addition, GoPNG will undertake the following critical measures:

- Through the NEC, endorse the full establishment of a National Oceans Office within the Department of Justice and Attorney General to take full responsibility for matters relating to Life Below Water and its governance arrangement.
- Through CEPA with support from the UN Global Environment Facility, ratify the Nagoya Protocol 2014 to develop the Marine Protected Area Policy consistent with the National Oceans Policy.
- Provide leadership in completing the discussion on the Biodiversity Beyond National Jurisdiction with other UN member states and sign the Convention on Biodiversity Beyond National Jurisdiction in line with the UNCLOS.

Photo courtesy of Tourism Promotion Authority

SDG 15. LIFE ON LAND

Protect, restore and promote sustainable use of terrestrial ecosystems, sustainably manage forests, combat desertification, and halt and reverse land degradation and halt biodiversity loss.

Overview

PNG occupies one percent of the world's land mass but hosts almost seven percent of the world's biodiversity and its third largest rainforest. PNG has 36 million hectares of land of which 77.8 percent is covered by forest. The country has one of the largest tropical forest covers said to contain 14 forest types, of which 13 are natural vegetation and one is plantation. Seventy-six percent of the forests in PNG are left undisturbed while the remaining is said to be disturbed by human activities – 11.9 percent is due to large-scale logging, 7.9 percent by small-scale temporary gardening, 3 percent by fire, 0.7 percent by 'others,' 0.2 percent by small-scale logging, and 0.1 percent by grazing.

Responsible sustainable development is broader than just the environment agenda, and includes ensuring a strong, healthy and just society meeting the diverse needs of the present generation whilst creating opportunities for future communities. It is concerned with promoting wellbeing, social cohesion, inclusion and creating opportunities.

Generally, there are encouraging trends in protecting PNG's terrestrial ecosystems and biodiversity. There is a reduction in forest loss and more key biodiversity areas are protected as a result of more financial assistance flowing towards biodiversity protection. GoPNG has initiated targeted initiatives such as tree planting and banning use of plastic to rejuvenate our unique flora and fauna. However, in some parts of the country land degradation and biodiversity loss continues, and invasive species and the illicit poaching and trafficking of wildlife thwarts efforts to protect and restore vital ecosystems and species. There is increasing evidence that PNG's natural resources and biodiversity are under great threat and face the risk of being exhausted, presenting with challenges in environmental management and compliance.

Status and Trends

PNG is a signatory to the United Nations Convention on Environment and Development (Rio Summit), United Nations Convention on Combating Desertification, and other international agreements such as Agenda 21 or the Rio Declaration on forests. PNG's StaRS localised many of those international agreements and conventions and brought forth principles espoused in the National Constitution, through the National Goals and Directive Principles, to build on the land and its 'strategic assets' or endowments. StaRS provides a national framework towards a sustainable development path relative to short-term gains and destruction of our environment leading to life-long consequences.

GoPNG through CEPA and other lead agencies responsible for lands and physical planning, mining and petroleum,

and forestry are implementing SDG15 through a number of initiatives to ensure the sustainable use of resources to minimise degradation and long-term impact to the environment. A large proportion of the land (97 percent) is still under customary ownership and as much as possible, land is reserved for their own use. Up to 2.1 million hectares of land in PNG is protected through its 59 Protected Area Networks. GoPNG recognises the importance of management of protected areas as it sustains livelihoods, help maintain culture, s tourism opportunities, stores carbon, and protect biodiversity.

Taking queue from the United Nations Convention on Combat Desertification which PNG signed up to in 1999, there are a number of programs including those outlined below, being administered through CEPA with sustainable financing support from development partners.

National Land Use Policy

Population increase and rapid economic development through the current trend of unsustainable utilisation of resources has prompted the government to develop an overarching policy framework to guide the planned allocation, development, management and best use of land and land resources.

The formulation of the Land Use Policy is an approach taken to meet the treaty obligations under the UNCCD Agenda 21, which PNG signed up to. The Land Use Policy highlights the importance of land use planning for sustainable development.

The policy is also a home-grown reform program introduced by the government to free up customary land for development purposes. While the convention on combating desertification explicitly mentions land management as a key instrument to achieve its objectives, land use planning has the potential to contribute meaningfully in achieving the objectives of the above conventions.

Photo courtesy of CEPA

Land use planning contributes to climate change mitigation by identifying areas of forest protection or afforestation as well as to adaptation to climate change by identifying risk areas or new suitable areas for agricultural productions. Land use planning can also protect biodiversity through zoning of protected areas.

Reduced Emission from Deforestation, and forest Degradation REDD+ Strategy

Although much of PNG remains untouched, the rainforest is rapidly depleting. PNG loses an estimated 1.4 percent of tropical forest annually through deforestation. Most of it is through logging, which contributes to 70-90 percent of all timber exports, one of the highest rates in the world. Also, other activities like agriculture, mining and infrastructure development are among those that contribute to land use and exploitation. Each year 50,000-60,000 hectares are cleared for the above purposes.

GoPNG is implementing the REDD+ Strategy as developed through the UNFCCC. It supports PNG's efforts to reduce levels of deforestation and helps to maintain and protect its natural forest. PNG is a leading proponent of REDD+ at the international level and has made considerable progress towards developing the capacity to engage in an international mechanism on REDD+ with support from development partners such as United Nations, and the World Bank through the Forest Carbon Partnership Facility.

With this partnership, PNG's National REDD+ Strategy was developed and endorsed in May 2017 to provide the framework to assist the country to take mitigation measures in reducing GHG from forest cover. The National REDD+ Strategy provides the impetus to respond to the challenges of development and climate change in management of the land and its rich endowment.

Some government initiatives led to environmental degradation, habitat loss and mining pollution. For example, GoPNG has facilitated for traditional land to be leased for special agriculture and business development. However, 90 percent of that leasing program failed, resulting in a National Commission of Inquiry set up in 2011 which revoked 5.2 million hectares of the land back to landowners.

To help address some of these challenges, in 2012 GoPNG planned to ban round log export by 2020 to focus on downstream processing. They will announce the new measures in line with the amendment of the Forestry (Amendment) Act 2019. Meanwhile, GoPNG is undertaking an initiative to plant ten million trees in the next ten years.

Table 10: Status of Goal 15 – Life on land Indicators

Indicator	Baseline		Progress	
	Value	Year	Value	Year
Percentage of terrestrial areas protected to maintain & improve biological diversity (%)	3.98	2016	3.99	2018
Percentage of marine and coastal areas protected to maintain & improve biological diversity (%)	0.21	2016	0.21	2018
Proportion of pollution complaints investigated and resolved (%)	20	2016	45	2018
Primary forest depletion rate per year due to commercial agriculture, logging, mining and urban town development (%)	9	2016	8	2018

Source: MTDP III 2018 – 2022 RMF Pocket Booklet; pg.90

PNG National Waste and Chemical Management Policy

GoPNG is currently developing the country's first National Waste and Chemical Management Policy. This policy aims to provide a cohesive and uniform approach across the country in management and disposal of solid and chemical waste but does not include radioactive waste. In the absence of such a policy, urban authorities provide their own oversight. Mining and other industrial waste is managed with government agencies for health, environment, mining and petroleum.

The policy is designed to support actions of government, business and the community to manage waste by:

- Ensuring PNG has a well-established governance structure for waste management that clearly defines roles and responsibilities at all levels of government
- Requiring professional collection and waste management services that include full coverage in all urban areas and partial coverage in rural areas
- Requiring the application of sound environmental management standards at all waste management facilities
- Providing recycling opportunities to all businesses and communities in PNG
- Requiring, wherever possible, that waste products are sorted and managed to recover resources, rather than be deposited in landfill or other end-use management systems
- Ensuring that all products, materials and chemicals containing potentially hazardous agents are managed in accordance with PNG's obligations to international conventions governing those agents.

Gaps and Challenges

Most of PNG's population depends on the natural environment to sustain their physical, spiritual and social livelihoods. The biological resources are a source of food, building material, medicine for minor ailments, logs for canoes etc. The increase in human population and the demand of socio-economic development has resulted in different types of land use activities such as subsistence agricultural expansion (clearing forest for gardening), growing crops on marginal land, overgrazing, depleting marine resources and killing or hunting endangered species, in which polices/regulations fail to value the environment and its vital ecosystems services.

In the forestry sector, unsustainable logging practices result in extreme environmental impacts. Poorly managed commercial logging is a major cause of deforestation, as is subsistence agriculture, with lesser causes being fires, plantations and mining. There is social awareness about problems associated with forest harvest and degradation, but systematic analysis has been limited, and governmental programs to address these issues are significantly underfunded.

Most urban Local Level Government and Authorities throughout the country do not have the capacity to properly regulate the disposal of both solid and chemical waste produced by urban towns and cities. This results in the pollution of water ways, beaches and seas through illegal dumping of uncontrolled waste.

Large-scale mining operations cause long-term impacts on flora and fauna and water quality, causing increased sedimentation, which has an impact on river flow and potentially exacerbates floods. PNG has many examples of negative events occurring at its mining sites including Ok Tedi and Panguna in Bougainville.

A huge amount of traditional land was leased to the private sector under the Special Agriculture and Business Lease arrangement. However, the government discovered that over 90 percent of the leases totaling over 5.2 million hectares failed to fully realise the original intent, that being to develop the land for agricultural purposes, thus licenses were revoked in 2017.

Next Steps

GoPNG aims to improve land management practice under SDG15 by:

- Improving biodiversity conservation for the purposes of tourism and also for protecting and maintaining PNG's diverse flora and fauna
- Improving compliance of industry and municipals for waste management regulations
- Improving monitoring and reporting of environmental issues and trends
- Promoting sustainable use of natural assets in forestry, marine, minerals, and biodiversity
- Supporting human capital development - educational and research programs in universities aimed at developing capacity to transition to sustainable development modes of growth, and enforcing the implementation of principles prescribed by StaRS to protect the environment by shifting responsibility to polluters to internalise environmental cost through setting standards for penalties and fees
- Conducting a compulsory National Agriculture Census every ten years together with the National Population Census to enable proper land use and improved waste management through sustainable development and practices.
- mplementation of the National Waste and Chemical Management Policy which will soon be endorsed by the NEC, to build capacity for urban and municipal authorities and mining township authorities throughout the country with advanced plant and equipment and landfill dumping sites to better regulate the disposal of garbage, sanitation and chemical waste.

SDG 16. PEACE, JUSTICE AND STRONG INSTITUTIONS

Promote peaceful and inclusive societies for sustainable development, provide access to justice for all and build effective, accountable and inclusive institutions at all levels

Overview

Consistent with the Vision 2050, GoPNG aspires for a peaceful and inclusive society that provides justice for all and builds effective, accountable, and stronger institutions at all levels. The Law and Justice Sector remains a key priority area of government with its vision for a just, safe and secure society for all. It aims to:

- Improve policing, safety and crime prevention
- Improve access to justice and justice results
- Improve reconciliation, reintegration and deterrence
- Improve accountability, reduce corruption and improve ability to provide law and justice services.

The sector comprises 13 agencies and is interdependent, promoting a sector-wide approach concept through the criminal tracking system.

Since the integration of the SDG indicators about 4-5 percent of the annual budget is appropriated for the sector. A number of interventions were made to improve potential programs and projects with an anticipated increase in the resource envelope to support the sector in service delivery going forward.

Status and Trends

The government advocates for higher standards of public sector management imbued with effective governance, transparency, and accountability in conformity with the universal principles of the rule of law. The focus of SDG16 through the Law and Justice sector has primarily been on:

1. Governance and institutional strengthening
2. Law enforcement
3. Infrastructure development.

1. Governance and Institutional Strengthening

Raising higher standards of public sector management at all levels within the government system is a priority agenda. Thus, GoPNG puts a premium on fiscal planning, financial accounting, expenditure management and improved service delivery. It has also adopted the medium-term fiscal strategies with the integration of recurrent and development budgets into a unified budget since 2015. Multiyear budgeting is also implemented to further improve medium term expenditure planning and prioritisation. However, despite these reforms, current government systems are still weak in controlling expenditures and disbursing approved budgetary allocations thereby affecting service delivery.

GoPNG is promoting the Open Government Partnership Initiative with the theme of "Empowering collaborative participation through Open Government" as espoused in its National Action Plan 2018-2020, primarily focusing on government transparency, accountability, and responsiveness to citizens' needs. Open Government Partnership brings together government, private sector and civil society champions who recognise that governments are much more likely to be effective and credible if they open their doors to public scrutiny and oversight. It conforms to five guiding principles of the Constitution that sets the basis for the development in the country.

As a country response to combating corruption, in 2019 Parliament unanimously passed the Whistleblower Act and is currently deliberating to pass the Organic Law on the ICAC Bill in 2020, which will be a milestone achievement for the country in the fight against corruption. The Act is aimed at protecting public employees and private individuals who speak out or report any irregularities or allegations of bribery and corrupt practices. ICAC will be established by the government as an independent entity aimed to enhance corruption control. ICAC will be a specialised constitutional office to combat corruption by working in harmony with key relevant stakeholders and NGOs.

The Judiciary system has undergone the following improvements with government and development partner support:

- increase in number of judges and magistrates
- decrease in backlog cases
- improvement in court case registration and management through digitisation
- improving the Juvenile Justice Services by undertaking rehabilitation and reintegration of children with conflict with the Law
- Improvement in the effectiveness of probation and parole services
- Improvement in the village courts systems.

The notable progress in this sector results from the strategic partnership with:

- Government of Australia through its Justice Services and Stability for Development Program administered through the current vibrant Law and Justice Coordination Secretariat, with consistent direct Government funding
- Government of the People's Republic of China has provided concessional soft loans to complete the state-of-the-art Waigani National Court House
- Government of the United States of America through IOM provided technical support in repealing the Criminal Code related to the legislation of Human Trafficking in 2013
- United Nations, in advocating human rights and its push towards establishing the Human Rights Council in the country.

These partnerships have provided resources for legal aid services in all provincial and district towns and cities, including court sittings in rural areas and expansion of legal services, and improvement of correctional facilities and infrastructure, and community policing.

2. Law Enforcement

There has been a steady improvement in the number of major crimes reported since 2015. The number of backlogs of court cases has also reduced. The number of police stations has increased from 219 in 2015 to 240 in 2016 along with village courts from 1,525 in 2015 to 1,680 in 2019, and the number of well-trained police officers since 2014 and support to magisterial services.

Photo courtesy of Law and Justice Sector

The sector is progressing well with notable improvement in law and order. This has built investors' confidence encouraging foreign investors to enter PNG to do business, contributing to nation building in employment and wealth creation.

Public Safety and Community Policing – The Royal Papua New Guinea Constabulary has entered into partnership with a number of municipal governments and city authorities such as NCDC to set up public safety programs through "city ranger" initiatives to curb minor crimes in public places. This program will be replicated in other major towns and cities across the country.

Family and Sexual Violence Units - The Royal Papua New Guinea Constabulary has established a number of Family and Sexual Violence Units in all police stations throughout the country to curb the rising crime in family and sexual violence.

The Government through the Law and Justice sector continues to provide legal aid services in all provincial and district towns and cities, including court sittings in rural areas and expansion of legal services, and improvement of correctional facilities and infrastructure, and community policing.

3. Infrastructure Development

GoPNG has invested in the following projects to address the issue of law and order and to promote a fair, just and safe society for all:

- Improvements in the regional prison facilities
- Rural lockup or community correctional
- Police station and staff housing projects
- Construction of the Waigani Court Complex that caters for national, supreme and appeal courts
- Improvements of mobile barracks
- Village courts infrastructure
- Community justice service centres.

Table 11: Law and Justice sector targets

Indicator	Baseline		Progress	
	Value	Year	Value	Year
Crime Rate (per 100,000 population)	83.7	2017	76.5	2018
Ratio of Policeman to people	1:1500	2017	1: 1,380	2018
Rural lock – ups in the districts	7	2016	8	2018
Proportion of legislations	16	2017	23	2018
Number of District Court Magistrates	94	2016	100	2018
Backlog of court cases	60,000	2017	45,000	2018

Source: MTDP II 2018 – 2022 RMF Pocket Booklet; pg.90

Gaps and Challenges

Despite interventions, the performance of government institutions is mixed, with lingering issues around high levels of violence and crime, expenditure management and budget constraint which weakens public policy implementation and impairs delivery of vital services.

Financial Accountability and Transparency: The progress to expedite the role of the IFMS as part of the financial management reform of the remaining nine provinces in the country (after successfully rolling out to 13 provinces) has been affected by the COVID-19 lockdown. The IFMS will be better utilised when connected to an information and communication platform through better mobile network coverage.

Law and Order Problems: Though there is an increase in the capacity of the police force in terms of the recruitment of more personnel and improvements in police stations and the magisterial services, there remains a high level of violence and crime in major hotspots that hinders socio-economic development in the country.

Combating Corruption: Combating bribery and corruption in the country has been an ongoing challenge. Current reforms in the IFMS, and capacity building in the Law and Justice sector has been supported by the Government of Australia, an Export-Import Bank of China Loan, and USAID. Despite the Whistleblower Act having already passed, the challenge will be in how it is operationalised.

Next Steps

- GoPNG will vigorously pursue the roll out of the IFMS to the remaining nine provincial and districts centres as part of its financial and expenditure management reform
- GoPNG will continue to build capacities of police personnel to broaden their knowledge and skills on modern ICT to carry out community policing in hotspot towns and cities
- Law and Justice Secretariat will intensify awareness programs through various means of communication to better educate stakeholders and communities about the application of the Whistleblower Act 2019
- National Parliament to pass the ICAC Bill to reinforce the Whistleblower Act, to address the global misconception after PNG's rating in Transparency International's 2015 Corruption Perception Index, ranking 139 out of 163 countries
- GoPNG to fully establish ICAC by 2020
- GoPNG will put more focus on improving national security and defence with investments mobilised to strengthen capacity, facilities and surveillance. There is also an immediate need to update the PNG National Security Policy

Photo courtesy of UNDP PNG



SDG 17. PARTNERSHIPS FOR THE GOALS

Strengthen the means of implementation and revitalize the global partnership for sustainable development.

Overview

Effective multi-stakeholder engagement is an essential strategy to ensure implementation of the 2030 Agenda and the SDGs. The complex and transformative goals of the 2030 Agenda demand the concerted action and engagement of all sectors, organizations, individuals, and levels of government and is crucial in light of the overarching principle of leaving-no-one-behind. PNG emphasises the vital role of the private sector, and beyond that of traditional partnerships, in SDG implementation. It is also pursuing innovative partnerships with development partners, seeking to move beyond traditional financing and considering new, innovative ways to finance both the MTDP III and the SDGs.

Moving forward, GoPNG has integrated the SDGs through legislative and policy reforms to accelerate the implementation of the SDGs. As a result, SDGs have been implemented through the multi- sectoral approaches to relevant policy measures, capacity building, and resource mobilisation initiatives from national and international funding institutions, while leveraging effective partnerships.

As a consequence, most sector agencies and the private sector have expressed solidarity and contributed in scaling up the implementation of this Agenda by incorporating SDGs into their regular operations, plans, programs and projects. In addition, multilateral and bilateral donors have continued providing financial and technical assistance in support of the country's SDGs.

Status and Trends

Since the adoption of the 2030 Agenda in 2015, many countries especially in Asia and the Pacific have put in place building blocks for its implementation, as shown by reviews of government reporting to HLPF in the last four years. They have integrated the SDGs into their planning frameworks and institutional and governance mechanisms to oversee and evaluate progress on implementation.

In PNG, partnerships across sectors are existing, however systems for monitoring and evaluation are still weak, including the mechanism for inclusive multi-stakeholder engagement on 2030 Agenda implementation. The country will need to further strengthen its approach for multi-stakeholder engagement by involving cross-sectoral stakeholders in a coherent and well-coordinated effort specifically during planning, implementation, monitoring, reviews and reporting of the SDGs.

Much efforts are yet required to further localise implementation of the Agenda at sector and sub-national level, as well as integrate its transformative elements] into policies and practices, strengthen coordination and collaboration mechanisms, and advance enabling environments that promote whole-of-society contributions to sustainable development.

GoPNG will also need to provide active leadership and participation at international and regional fora on sustainable development by participating in high-profile events on data, policy, regional and global partnerships and providing platforms to enhance interactions and global dialogue to assist the country on the acceleration process of SDGs.

Priority Partnership Approaches

1. Capitalising on functional multi-stakeholder networks and viable organizations

PNG's approach to multi-stakeholder engagement on the SDGs will build on existing partnerships, policies, mechanisms and processes associated with sustainable development. PNG has functional policies and coordination mechanisms for development partners, civil society, academia and the private sector.

PNG's Development Cooperation Policy 2018-2022, provides clear policy direction to effectively guide the government on partnerships with traditional, new and emerging development partners to mobilise resources to implement the localised SDGs.

The government engages with development partners through dialogue mechanisms for formal engagement, coordination and performance management. The dialogue mechanism is established to ensure effective engagement, project monitoring and performance and build mutual trust accountability through the partnerships.

The CIMC is a platform that provides CSOs, NGOs and public sector institutions and individuals with an opportunity to connect and collaborate on SDGs. The BCPNG is an organization that represents the private sector in achieving the SDGs. Through their work, companies can share good practices and build capacity to implement sustainable business practices. The University of Papua New Guinea promotes practical solutions and offers bachelor's degrees for sustainable development.

Council of Churches is a national coordination mechanism for churches in the country, and is working with communities across PNG to support sustainable development. PNG Assembly of Disabled Persons caters to the needs of people living with disabilities.

Lastly, various Members of Parliament and Provincial Governors have been engaged with provinces, districts, local level governments, wards and rural communities on SDGs.

2. Engaging strategic stakeholders

Engaging stakeholder participation on sustainable development and ensuring that no one is left behind is a huge challenge in PNG. It requires intersectoral responsibility and deeper partnerships and collaboration. The following seven approaches are therefore recommended.

2.1 High Ministerial engagement

In pursuit of the SDGs, PNG needs to re-configure its strategy and institutional arrangements for promoting, coordinating, and overseeing implementation and mobilising various ministers at the national level.

The SDG Inter-ministerial Committee shall have a critical role in SDG implementation, through their legislative, budgetary and oversight functions. It shall involve the various sectoral ministries including the Ministries of Planning, Finance, Treasury, and Foreign Affairs. The Committee shall also ensure that SDGs are integrated into all planning and budgeting instruments and are incorporated into all actions of the government.

2.2 Government and Development Partners

Development Cooperation Resources/ Official Development Assistance (ODA) remains a major contributor in achieving the country's SDGs. Government will mobilise relevant development partners to finance major investments in support of the 17 SDGs. Over time, the ODA/Development Cooperation resources net commitment should expand to cover more SDG priorities, both loans and grants. Annually, the Government shall produce the annual Development Cooperation Report to determine the trend of the DC resources/ODA financing. A new study will be explored to pilot the total official support for sustainable development to determine the significant percentage of this support to the total DC resources/ODA financing in the country.

Photo courtesy of DNPM

2.3 Government and private sector engagement

The DCP 2018-2022 identifies the private sector as development partners contributing to the country's development agenda. The private sector is a non-traditional partner which the government is yet to formally engage with. Engagement with the private sector to achieve SDG priorities is part of the national strategy. Various ways in which national and sub-national agencies work with the private sector include seeking input both when policy is being developed and legislated, and when initiatives and means of implementation to achieve targets in the national priorities are being discussed.

Departments and Ministries that are assigned to specific SDGs and targets are encouraged to work closely with the respective private sector. Government is to provide the enabling environment to strengthen and increase private sector engagement, for example, Digicel Foundation, the community service obligation arm of Digicel, a telecommunication company in the Asia Pacific region.

Providing education and health infrastructure and early learning (responding to SDG 4 and 5) - As would be expected, such cooperation is most expansive in areas that involve the delivery of core public services, i.e. education, health, infrastructure, municipal services etc. But increasingly, PPPs involve data-sharing to deliver effective services, implementing the science, technology and information framework, resource mobilisation for sustainable development and joint efforts to engage with the public on issues of sustainable living.

2.4 Public institutions engagement

Implementing the SDGs requires new capacities and new ways of working in public institutions and among public servants. To support integrated policies, civil servants need to be committed and equipped to identify and analyse inter-linkages, synergies and trade-offs and work across institutional boundaries. Enhanced capacities are also needed to improve sectoral policies, reach those who are furthest behind, envision the long-term impact of policies and possible scenarios as well as to collect and analyse data and statistics. The SDGs also call for renewed efforts to make institutions transparent and accountable and to support participatory decision-making.

2.5 Government and civil society engagement

The scope and complexity of the SDGs require the active mobilisation of a broad range of stakeholders in priority settings, implementation, and review. The government may require high-level leadership with broad-based participation of civil society, business, and other stakeholders. Both at the steering and monitoring committee, representatives from civil society should have advisory functions to the government on its sustainability policy, and strong stakeholder participation in the implementation and monitoring of the SDGs.

Photo courtesy of DNPM

2.6 Provincial and local authorities engagement

Provincial and local authorities will have a critical role in implementing SDGs and ensuring that no one is left behind. They are well placed to have a good knowledge of the situation at the provincial and local levels. They deliver a wide range of public services that are at the heart of realising the SDGs. They are also more prone to taking integrated approaches.

GoPNG's performance on the SDGs depends on provincial and local governments. It may need to develop a roadmap to mobilise provincial, district and local government and to influence national policy-making across the country. The national government should be engaged in regular dialogue with all the provinces, districts and local level governments on the implementation of the 2030 Agenda. Awareness campaigns and educational programs aimed at bringing the SDGs to the local population shall be intensified.

2.7 Youth engagement

PNG's youth face significant challenges in creating a bright future. The SDG agenda has recognised that young people are a crucial catalyst of change, but only if they are provided and empowered with the appropriate skills and opportunities needed to fulfill their potential, foster economic growth, contribute to peace and security and address climate challenge.

Youth can contribute greatly in the implementation of the 17 SDGs. They can make prominent contributions in the following agendas:

- Peace building (SDG 16)
- Economic empowerment, participation and innovation (SDGs 8, 9, 17)
- Environmental protection (SDGs 7, 13, 14, 15)
- Social empowerment (SDGs 1, 2, 5, 10).

Photo courtesy of Equal Playing Field

2.8 Academia, research institutions and think tanks engagement

Knowledge institutions, such as universities, colleges, research institutions, vocational institutions, and think tanks, are key partners for the implementation of PNG's SDGs. The budgetary commitment to higher education is demonstrated by the government's increasing investment in higher education.

Given this opportunity, GoPNG seeks to leverage the knowledge, resources and partnerships that the higher-education sector can offer to progress the SDGs. There is a recognition that interdisciplinary, solution-focused research is essential to fulfilling the SDGs given the complex interactions between the various targets. The implementation, monitoring and reporting of the SDGs rely on detailed information and holistic solutions that in turn require interdisciplinary expertise.

2.9 People with disabilities engagement

PNG is developing policies, strategies and specific programs to remove barriers for people with disabilities to ensure their success in communities and workplaces at national and sub-national levels. Mobilising them on the 2030 Agenda implies working with disability organizations to ensure that opportunities for engagement, including institutionalised engagement mechanisms, are accessible and barrier-free, respecting their rights as active players in national development.

Next Steps

Based on VNR findings, multisector stakeholders have identified the following recommendations to improve implementation and attain SDG outcomes:

1. Strengthen statistical systems

- Leverage the global mandate to expand data supply, mobilise resources and strengthen the National Statistical System. The objectives - to improve coverage, frequency and granularity in data production
- Promote integrated measurement frameworks to improve the efficient and effective production and dissemination of quality SDG data and statistics, facilitate collaboration and enhance the technical and statistical skills of professional staff to address human resource needs
- User and producer collaboration to fully utilise data and statistical information for informing policy
- Improve data collection, analysis and synchronisation of disaggregated data to provide a representative image on the impact of policy.

2. Strengthen development aid coordination

- In support of the principle of aid effectiveness, implement and review the national Development Aid Policy (2018) and associated institutional mechanism to support improved coordination
- Establish an aid information management system for effective coordination of development partner programs and projects.

3. Strengthen the national monitoring and evaluation systems

- Ensure monitoring and evaluation systems (e.g., Policy Monitoring and Evaluation Framework 2020) are effective in evaluating the impact of all initiatives
- Promote the culture of evidence-based practice by empowering locally driven research to identify what the barriers and facilitating factors are that can address development challenges and inform evaluation of policy initiatives
- To raise demand for accountability and improve the broader use of monitoring reports, disseminate information to the community, and CSO stakeholders.

4. Strengthen partnerships between CSOs and government

- Strengthen the coordination of national, regional and international commitments to reduce duplication and improve efficiency – however ensuring that initiatives are high-impact, contextualised and appropriate
- Strengthen decentralised approach to SDG monitoring to provide an opportunity to strengthen sector ownership in data production. Plans for new partnerships with NSOs, academia and the private sector.

5. Strengthen multi-sector engagement

- Promote community engagement and feedback on initiatives
- Closer engagement with the private sector and CSOs to increase coverage, improve collaboration and have robust service delivery
- Leadership and governance
- Establish/operationalise robust and predictable guidance and leadership for implementation of development priorities at all levels, including political, churches, CSOs, communities, and development partners. Improve levels of accountability and oversight for better governance, through relevant institutions, and national stakeholders, including the media, and CSOs.

MEANS OF IMPLEMENTATION

5.1 SDG Financing

PNG is faced with diverse, complex development issues that affect its overall development standing. The country has an increasing annual population growth rate of 3.1 percent over its economic growth rate of 2.4 percent. The increase in population over the past ten years has put pressure on the government's limited resources thereby affecting delivery of basic services.

GoPNG's average annual public expenditure also grew by 20 percent, while its aggregate annual revenues only posted a measly 14 percent. This imbalance impaired achieving the country's SDGs targets. Despite these constraints, GoPNG introduced key reforms and policies to stimulate the economy, build vital infrastructure projects to link provinces to markets and services, and strengthen collaboration and partnership with key development partners to drive the SDG agenda.

To ensure consistent funding of the above strategies, the Government crafted the Medium Term Fiscal Strategy (MTFS) 2018-2022 to finance the MTDP III within the fiscal and financing capacities of the country. The MTFS serves as the main financing strategy of both MTDP III and SDGs especially in increasing revenue collection, public debt management to achieve macroeconomic stability and sustain higher economic growth in conformity with the Fiscal Responsibility Act 2006, as amended in 2017. The MTFS has the following components:

- Medium Term Revenue Strategy (MTRS) – building a revenue base through an efficient and fair manner which can finance the Government's expenditure plans on a sustained basis
- Expenditure strategy – monitor revenue collection trends and promote greater efficiency in public spending
- Debt management strategy – ensures funding is available for fiscal needs of the Budget at the lowest cost to manage the risk framework, management of financial assets and public financial liabilities, development of the domestic financial sector, recognition of impacts of the kina exchange rate and market development for PNG external debt.

Through the above strategies, MTDP III plans have been costed to support GoPNG's development goal of 'securing PNG's future through inclusive sustainable economic growth'. National priorities are built on the eight MTDP III KRAs, the seven Pillars[44] of the Vision 2050, the DSP 2010-2030; the 2030 Agenda, and the SDGs[45].

The MTFS places significant investments in social, economic, law and order, and transport infrastructure. It contributed to the surge of enrollment rates in primary and secondary education through the TFF policy; increased access to free primary healthcare; and improved agricultural productivity and resilience to natural disasters.

Another dimension of SDG financing is the ongoing reforms under the Inter-Government Relations (Functioning & Funding) 2009 Act which aims at increasing fiscal capacity and ability of all provincial and local-government administrations to effectively manage and provide basic services at the frontline service delivery in line with the National Service Delivery Framework[46].

A critical strategy to SDG financing is the revision of the PNG Development Cooperation Policy in 2018, in pursuit of the principles of Aid Effectiveness and Global Partnerships for Effective Development Cooperation. The new Policy re-strengthened the framework for alignment, collaboration, and coordination between and among development partners, the private sector, CSOs and other partners in support of GoPNG's priorities.

GoPNG subscribed to the SDGs' 'financing for development' concept that promotes comprehensive and integrated policies and resources that support sustainable development around the world. It includes the mobilisation of domestic resources (such as tax revenues), international financial resources (such as ODA and other international public flows), harnessing the role of the private sector in financing development, maximising the use of innovative financing sources and mechanisms, increasing trade capacity and investment to create jobs and drive economic growth and maintain debt sustainability.

The principles of aid and development effectiveness apply to all these areas and can help to ensure that resources are effectively and efficiently targeted. All components of the financing for development approach must be underpinned by an enabling policy environment at all levels as set out in the following principles of the Addis Ababa Agenda for Action.

Principle One: International tax cooperation is an inclusive process, including the development of international tax norms that can support domestic resources mobilization efforts by developing countries.

GoPNG considers international tax cooperation as critical to its growth and development. The MTRS was launched to modernise and establish a robust PNG tax system to more efficiently support the development needs of PNG. However with limited revenue generating capacity, the country needs more support from the United Nations, International Monetary Fund, World Bank, Organization for Economic Cooperation Development and other agencies working on international tax cooperation to assess PNG's current tax regimes, and build capacity for national revenue collection agencies to ensure multinational companies and tax-evading organisations adhere to the national taxation laws.

PNG's main revenue streams are corporate tax, personal income tax, goods and services tax, dividends, fees and charges, exports taxes, infrastructure tax credit schemes and other taxes.

Principle Two: Integrated national financing frameworks

Building an integrated national financing framework will help countries to link their policy priorities to their budgets. GoPNG has put in place a National Planning Framework[47] that links the National Constitution and the Directive Principles to the Vision 2050; the DSP 2010-2030; the MTDPs; and the sector, provincial, districts, local level governments and ward plans to the annual budgets. They also have an integrated financing framework that links to the five year MTFS, consistent with the Fiscal Responsibility Act (amended 2017) and Public Finance Management systems including procurement processes, underpinned by a modernised and a robust tax system.

Principle Three: Steps can be taken to turn the tide on illicit financial flows, including tax related illicit flows

The Marape-Steven Government issued a Statement of Intent in 2019 on its policy intentions and the two key economic benchmarks relating to illicit financial flows and tax illicit flows are:

- Conduct a forensic audit into all levels of companies operating in PNG to ensure they are all tax and fee compliant[48]
- Ensure all projects in the country are bringing revenues back to PNG holding accounts for distribution to their joint venture partners through the Bank of Papua New Guinea, from their management company holding account.

[44] MTDP III Vol 1, pg 2; Table 1.1 Alignment of MTDP III KRAs to the 7 Pillars of Vision 2050
[45] MTDP III Vol 1, pg 3; Table 1.3 Alignment of MTDP III KRAs to Sustainable Development Goals
[46] National Service Delivery Framework (NSDF) sets out the minimum level of services that Govt will provide at each service delivery centre to guide the delivery of services based on special planning approach

[47] MTDP III Vol 1, pg 4; Figure 1.1 National Planning Framework
[48] Inside Sir Manasupe Haus Newsletter, Issue No.10 June 2019, pg 2; Statement of Intent-Marape/Steven Govt Policy Intentions

GoPNG has also initiated processes on:

- Strengthening revenue-raising agencies and their internal administrations, such as the Internal Revenue Commission and Customs
- TIN registration for individuals/companies
- Implementing Extractive Industries Transparency Initiative (EITI) standards signifying PNG's active participation as a member nation of the global EITI.

The above initiatives are critical for international tax cooperation agencies to work with the government to address illicit financial and tax-related flows. In support of these initiatives, the government will need to immediately strengthen its national capacity to combat illicit financial flows and tax related issues.

5.2 Gaps and Challenges in SDG Financing

Based on the Overseas Economic Cooperation Development report, the SDG annual financing gap is US$2.5 trillion while the total yearly ODA is only US$146 billion. ODA is just six percent of what is required for the SDGs and most developing countries are largely dependent on ODA. Thus, ODA is only a small part of the development finance landscape.

5.2.1 Structural factors underpinning the repeated debt crisis

For PNG, structural factors that continue to place PNG in a repeated debt crisis are mostly to do with unbalanced debt structures, with more domestic debts with short term and higher interest rates. This could be the result of improper GoPNG financial obligation on its part, the lack of capacity to implement projects on time, and borrowings done outside of the planning process and MTDPIII priorities/ MTFS 2018-2022.

5.2.2 Systematic changes are needed on the part of borrowers, official creditors, and private creditors to address debt vulnerabilities

Borrowing needs to be managed prudently, with the MTDS providing the guiding framework that governs government borrowing including the authority to borrow and to issue new debt, invest and undertake transactions on government's behalf. All borrowings must be negotiated within the planning process based on the priorities of the government before it is approved, while all creditors are to observe the national protocols of financing development.

Considering the current PNG economic landscape, while maintaining debt sustainability (lower debt-GDP ratio), the Fiscal Responsibility Act was amended in 2017 to allow the debt-to-GDP ratio to move within a band of 30-35 percent while targeting a 30 percent aim by the end of 2022.

5.2.3 Policies that countries and the international community can take to preserve and create fiscal space while maintaining debt sustainability

Broadly, an MTFS is necessary where you have a MTDS to ensure debt is managed at a sustainable level while funding is available for fiscal needs of the budget at the lowest cost. This is done to manage risks, financial assets and public financial liabilities, develop domestic financial sector, recognise impacts of the Kina exchange rate, and develop markets for PNG external debt. For PNG, growing the economy is especially important as it is the number one goal of the MTDP III while the MTRS 2018-2022 will continue to support the government in ensuring its debt is sustainable.

GoPNG must build on the strength of new emerging development partners and the changing development assistance landscape, financial modalities, and markets to assist PNG to support its development agendas. They should encourage innovative PPP arrangements to have asset-class projects fully financed by the private sector to ease GoPNG on loans for infrastructures.

Development partners are urged to work with GoPNG to build institutional capacities on debt crisis and sustainability issues. However, capacity building should not only focus on technical advisory support but also on strengthening institutions, targeted training, and working in-line with government institutions so skills are adequately transferred.

5.2.4 How GoPNG can remove the obstacles that prevent the mobilisation of private capital at scale for achieving sustainable development

There are several ways countries can adopt to fully use private capital in achieving SDGs and promote climate action especially in the renewable energy sector and natural disaster resilient infrastructure. Unleashing the potentials of the private sector capital through PPP arrangements, and encouraging or leveraging financial markets for development is the option to take. However, GoPNG must have appropriate financial frameworks and regulations in place to set the environment for the private sector to operate.

5.2.5 How to ensure that MSMEs are adequately supported, including through closing persistent gaps in access to finance

MSMEs can only be adequately supported through a sector policy that can coordinate their efforts and seek proper government support in accessing finance. In order for GoPNG to support this sector, it developed the:

- SME Policy (2016)
- National Financial Inclusion Policy, to ensure all citizens are financially competent and have access to financial products and services
- Financial Inclusion Strategy 2016-2020 which is the roadmap to address gaps and to propel the financial sector by identifying specific projects to be implemented.

These are positive Government interventions which will allow for greater financial access for its citizens.

5.2.6 How can ODA best be used to leverage additional sources of financing for climate action and sustainable development? What are the challenges and the concerns related to this?

Assuming the financing for climate actions and sustainability are sourced through the national planning and budgetary processes, ODA can be best utilised as grant support to build the capacity of the government systems, institutions and officials on how to access and implement climate action and sustainable development financing. The usual challenge is that each development partner has its own strategy and may not be supporting the government's priorities on climate financing.

5.2.7 What systemic issues need to be addressed to promote the greening of the financial system? What is the role of governments (policies and regulatory frameworks) and the UN in aligning private sector investments with sustainable development?

The greening of the financial system aims to develop environment and climate risk management in the financial sector and to mobilise mainstream finance to support transition towards a sustainable economy. Thus, the issue to address is how to combine and connect MTRS and MTDS with a medium-term plan to guide how climate change and sustainable development priorities will be addressed.

The role of the government is to ensure enabling policies and regulatory frameworks are in place to provide a conducive environment for private sector investments. It is expected that the government will work through its sectors and the private sector with United Nations technical support.

5.3 New Initiatives

In addition to the ODA, GoPNG is looking at:

- Resource mobilisation from external assistance to PNG from funding to financing modalities
- Financial markets to bridge the development financing gap
- Scaling up investment from the private sector
- Blending options on loans and grants through the required blending financial institutions
- Guarantee – to attract financing for some of the initial capital ('equity' or 'risk capital') a project needs to get off the ground to serve as a pledge (guarantee) to pay back part or all of the loan if a borrower incurs losses and defaults on it. It reduces the risks involved in investment projects and can absorb potential losses
- Since 2019, implementing the Open Government Partnership National Action Plan to promote transparency, accountability, information sharing, inclusive development planning, policy formation and resource allocations to improve service delivery.

PNG SDGS IMPLEMENTATION AND WAY FORWARD

A significant proportion of the population lacks adequate knowledge of the SDGs. Intensifying awareness raising initiatives using various channels of communication shall be employed to all stakeholders at national and sub-national levels, including communities and grassroots populations across the country. The Department of Communication and Information Technology, National Information Communication Technology Authority and the National Broadcasting Corporation's national television and radio networks, the private sector, CSOs and development partner platforms, and the District Development Authorities provide PNG with reliable media and platforms for expanding awareness of the SDGs.

Effective implementation of SDGs requires adequate capacity at the national, sector, agency, and local authority level to engage with all stakeholders especially local communities and other marginalised sectors. This implies that various capacities will be strengthened from wards up to the national level, for effective and efficient implementation of the SDGs. Priorities will be given to intensifying effective collaborations with the private sector, civil society, development partners, coalitions, and umbrella bodies that can reach those who would ordinarily not be engaged, such as people with disabilities and confined persons (prisons). A strategy to further engage young people, women, elderly and different income groups will also be expanded. Extensive use of radio, television, mobile blast, social media and other cheaper forms of information dissemination will be harnessed to reach a wider proportion of the population.

6.1 Financing for the SDGs

The key programs and projects under the SDGs require a substantial amount of financing. With the limited national budget, the financing gap is immense and a resource mobilisation strategy should be in place to connect private sector, development partners, philanthropists, and promote North-South and South-South cooperations.

More private sector organizations will be encouraged to undertake corporate social responsibility through funding of SDG programs and projects at the national and sub-national levels.

Government financing through Service Improvement Programs to districts and provinces needs improved accountability and directing towards targeted programs. Lots of resources were expended at sub-national levels through Service Improvement Programs but the lack of data inhibits better understanding of any impact.

6.2 Strengthening capacities of organizations at all levels

Implementing the interlinked SDGs and promoting the "Leaving No One Behind" agenda requires strong planning, implementation, monitoring and research capacities and outputs. Currently, many government agencies and other stakeholders have varying levels of experiences and expertise. SDG monitoring, evaluation and reporting are not coordinated sufficiently across all sectors and goals. Efforts to promote quality assurance of SDG reports and sharing of data and experiences are important but limited capacity and competence among data producers and users needs to be enhanced.

Additionally, packaging research results for consumption by the general public, as well as the use of research findings by Ministries, departments and agencies to inform development planning and policy making is limited. Stronger linkages among government agencies, CSOs and research institutions will be encouraged to enhance use of research findings, as well as tracking and accountability.

Research capacity related to the SDGs and their indicators must be enhanced especially among university students and staff; as well as implementers at the national and sub-national levels. The role of universities in research and its contribution to SDGs should be streamlined and more coordinated in efforts to promote interdisciplinary and transdisciplinary research approaches.

6.3 Engaging the Private Sector for SDG Implementation

Since 2016, the private sector has played a critical role in SDG implementation. Much has yet to be done to attain the priorities of the SDGs and the number of private sector entities need to re-strategise to operate sustainably in support of the SDGs. The BCPNG is providing leadership and coordination in this regard. BCP is creating strategies for mobilising investments and coordinating implementation of the SDGs.

6.4 Harnessing CSOs in the Attainment of the SDGs

CSOs have a unique role in the implementation of SDGs on account of their expertise, experience and extensive presence at the community level, which will allow them to disseminate information, encourage local ownership and generate micro-level insight and impact. CSOs also implement various programs and projects which have the potential to contribute to the achievement of the SDGs. To optimise opportunities provided by CSOs, key umbrella entities (e.g. CIMC) will continue to be engaged on SDG-related activities at local, sub-national and national levels.

6.5 Mainstreaming Youth Issues in SDGs

PNG's youthful population requires that the country invests meaningfully in youth-related programs and projects to harness nation building potential. Issues and challenges associated with education, health, productivity, employment, education, drugs, participation and poverty should be given priority attention of the government.

6.6 Strengthening Sub-National Government Capacity in SDGs

Generally, SDGs have been mainstreamed in provincial and district development plans. However, capacity for SDG planning, implementation, monitoring and evaluation is relatively low. Government is thus making efforts to strengthen local-level planning, monitoring, reporting, and implementation capacity by recruiting more local government staff, particularly monitoring and evaluation officers or statisticians. These efforts involved competency-based, tailor-made training through the Department of Provincial and Local Government Affairs, Department of Personnel Management, and DNPM.

Many tertiary educational institutions are racing to meet the gap in demand for knowledge and skills at the subnational leadership and management. The Pacific Institute of Leadership and Governance and Divine Word University are among those leading institutions.

APPENDICES

Papua New Guinea Localised Sustainable Development Goals

KEY	
_	Information not available at the time of consultations with relevant agencies between 2016-2018
3.1.1 Maternal Mortality Ratio	Indicators already captured in the Medium Term Development Plan III 2018-2022

Localized SDG Targets	Ind. #	Localized SDG Indicator	MTDP III Key Result Areas	Baseline (Year)	Source	Responsible Agency
Goal 1. No Poverty						
1.1 Eradicate extreme poverty for all people	1	1.1.1 Proportion of population living in households with per-capita consumption or income that is below the international poverty line of US$1.25 by sex	KRA 1: Increased Revenue & Wealth Creation; Goal 1.3: Employment & economic opportunities	40% (2009)	HIES 2010	NSO
1.2 Reduce at least by half the proportion of all people living in poverty in all its dimensions	2	1.2.1 Proportion of population living below the national poverty line (less than $1), by sex	KRA 1: Increased Revenue & Wealth Creation Goal 1.3: Employment & economic opportunities	36.9% (2009)	HIES 2010	NSO
	3	1.2.2 Proportion of the population living in households below the national poverty line (lowest quintile)	KRA 1: Increased Revenue & Wealth Creation Goal 1.3: Employment & economic opportunities	4.5% (2011)	Census report/DHS	NSO
1.3 Achieve substantial coverage of the poor and the vulnerable	4	1.3.1.1 Proportion of the population contributing to mandatory or other social insurance schemes including agriculture, livestock, forestry and fisheries insurance	KRA 1: Increased Revenue & Wealth Creation Goal 1.3: Employment & economic opportunities	-	-	Institute of National Affairs/ DfCD
	5	1.3.1.2 Proportion of population benefitting from non-contributory social protection programs in PNG	KRA 3: Sustainable Social Development; Goal 3.7: Attaining Minimum Standards of Living for Vulnerable and Disadvantaged Groups	-	-	DfCD
1.4 All people have equal rights to economic resources, access to basic services, ownership and control over land and other forms of property, inheritance, natural resources, appropriate new technology and financial services, including microfinance	6	1.4.1.1 Proportion of population living in households with access to potable (fit for drinking/ drinkable) water	KRA 7: Responsible Sustainable Development; Goal 7.4: Sustainable Use of Water	40% (2014)	MDGR 2015	NSO
	7	1.4.1.2 Proportion of population living in households with access to electricity	KRA 2: Quality Infrastructure and Utilities	17.6% (2015)	DHS 2006	NSO
	8	1.4.1.3 Proportion of population living in households with access to waste disposal (of child's stools) facilities	KRA 7: Responsible Sustainable Development; Goal 7.4: Sustainable Use of Water		DHS 2006	NSO
	9	1.4.1.4 Proportion of population living in households with access to secure toilet facilities	KRA 7: Responsible Sustainable Development; Goal 7.4: Sustainable Use of Water	19% (2012)	MDGR 2015	DNPM
	10	1.4.2.1 Proportion of the adult population with customary rights to land	KRA 1: Increased Revenue & Wealth Creation; Goal 1.4: Increase Bankable Land for Productive Utilisation	-	-	Dept of Lands
	11	1.4.2.2 Proportion of customary lands that have been assigned to Integrated Land Group	KRA 1: Increased Revenue & Wealth Creation; Goal 1.4: Increase Bankable Land for Productive Utilisation	2000 ha (2014)	MTDP 2 Pocket Book	DLPP
	12	1.4.2.3 Proportion of land directly owned by the state	KRA 1: Increased Revenue & Wealth Creation; Goal 1.4: Increase Bankable Land for Productive Utilisation	3% (2014)	MTDP 2 Pocket Book	DLPP
1.a Mobilise resources from a variety of sources, including through enhanced development cooperation, in order to provide adequate and predictable means for PNG to implement programmes and policies to end poverty in all its dimensions	13	1.a.1 Proportion of resources allocated by the government directly to poverty reduction programmes		-	2016 FBO, MTDP 2 Pocket Bk, 2016 National Budget Book Vol.3	DNPM
	14	1.a.2.1 Proportion of total government spending on essential services (education, health and social protection)	KRA 3: Sustainable Social Development	10.75% (2016)	MTDP 2 Pocket Book	DNPM
	15	1.a.2.2 Proportion of total health sector spending that is borne by the government	KRA 3: Sustainable Social Development; Goal 3.2: Improve Health Services and Outcomes	10.14% (2016)	Develpment Outcome Report 2016	DNPM
	16	1.a.2.3 Proportion of total social protection sector spending that is borne by the government	KRA 3: Sustainable Social Development; Goal 3.7: Attaining Mininum Standards of Living for Vulnerable and Disadvantaged Groups	-	MTDP 2 Pocket Bk	DNPM

1.b Create sound policy frameworks at the national, provincial and district levels, based on pro-poor and gender-sensitive development strategies, to support accelerated investment in poverty eradication actions	17	1.b.1 Proportion of government recurrent and capital spending to sectors that disproportionately benefit women, the poor and vulnerable groups	KRA 1: Increased Revenue and Wealth Creation; Goal 1.7: Women's Economic Empowerment; KRA3: Sustainable Social Development; Goal 3.5: Equal Opportunities for all Citizen to Benefit from Development; Goal 3.6: Healthy Population free from Sexually Transmissible and HIV/AIDS Threats; Goal 3.7: Attaining Minimum Standards of Living for Vulnerable and Disadvantaged Groups	-	2016 FBO, MTDP 2 Pocket Bk, 2016 National Budget Book Vol.3	DNPM
	18	1.b.2 Proportion of government recurrent and capital spending to sectors that disproportionately benefit the poor and other vulnerable groups	KRA 1: Increased Revenue and Wealth Creation; Goal 1.7: Women's Economic Empowerment; KRA3: Sustainable Social Development; Goal 3.5: Equal Opportunities for all Citizen to Benefit from Development; Goal 3.6: Healthy Population free from Sexually Transmissible and HIV/AIDS Threats; Goal 3.7: Attaining Minimum Standards of Living for Vulnerable and Disadvantaged Groups	-	2016 FBO, MTDP 2 Pocket Bk, 2016 National Budget Book Vol.3	DNPM
Localized SDG Targets	**Ind. #**	**Localized SDG Indicator**	**MTDP III Key Result Areas**	**Baseline (Year)**	**Source**	**Responsible Agency**
Goal 2. Zero Hunger						
2.1 End hunger and ensure access by all people, in particular the poor and people in vulnerable situations, including infants, to safe, nutritious and sufficient food all year round	19	2.1.1 Prevalence of undernourishment	KRA 3: Sustainable Social Development; Goal 3.9: Improve Nutrition Standard	-	NHIS	NDOH
	20	2.1.2 Prevalence of moderate or severe food insecurity in the population, based on the Food Insecurity Experience Scale (FIES)	KRA 3: Sustainable Social Development; Goal 3.9: Improve Nutrition Standard	53.4% (2016)	HIES 2010	National Disaster Office, IOM
2.2 End all forms of malnutrition, including achieving the internationally agreed targets on stunting and wasting in children under 5 years of age, and address the nutritional needs of adolescent girls, pregnant and lactating women and older persons	21	2.2.1 Prevalence of stunting among children under 5 years of age by sex and LLG	KRA 3: Sustainable Social Development; Goal 3.9: Improve Nutrition Standard	-	DHS 2006	NSO
	22	2.2.2 Prevalence of malnutrition among children under 5 years of age, by type (wasting and overweight) by sex and LLG	KRA 3: Sustainable Social Development; Goal 3.9: Improve Nutrition Standard	23% (2016)	2016 Annual Health Sector Performance Review	NSO
2.3 Double the agricultural productivity and incomes of small-scale food producers, in particular women, indigenous peoples, family farmers, pastoralists and fishers, including through secure and equal access to land, other productive resources and inputs, knowledge, financial services, markets and opportunities for value addition and non-farm employment	23	2.3.1 Volume of production per labour unit by classes of farming/pastoral/ forestry enterprise size	KRA 1: Increased Revenue and Wealth Creation; Goal 1.2: Increase Exports; Goal 1.5: Reduce Imports	Staple Crops 4.5 million tons (2000), Coffee 66,000 tons (2011), Cocoa 50,000 tons (2006), Rubber 40,000 tons (2011), Tea 8,000 tons (2011), Oil Palm 485.6 tons (2010), Coconut 121,860 tons (2012), Fresh Produce 5,000 to 6,000 tons (2005) (2016)	NADP 2007-2016	DAL
	24	2.3.2 Average (percentage) income of small scale food producers, by sex and by region	KRA1: Increased Revenue and Wealth Creation; Goal 1.6 Wealth Creation	Male Region: 1. Southern = 88.2% 2. Highlands = 55.4% 3. Momase = 87.6% 4. Island = 99.8% Female Region: 1. Southern = 64.4 2. Highlands = 63.7% 3. Momase = 90.3% 4. Island = 97.7% (2010)	HIES 2010	NSO
	25	2.3.3 Income obtained from agricultural activities by sex of the head of household/person, by LLG (Income obtained by source of income)	KRA1: Increased Revenue and Wealth Creation; Goal 1.6 Wealth Creation	-	-	Institute of National Affairs
2.4 Ensure sustainable food production systems and implement resilient agricultural practices that increase productivity and production, that help maintain ecosystems, that strengthen capacity for adaptation to climate change, extreme weather, drought, flooding and other disasters and that progressively improve land and soil quality	26	2.4.1 Proportion of agriculture area under productive (and sustainable) agriculture by region	KRA 3: Sustainable Social Development; Goal 3.9: Improve Nutrition Standard	30% (2016)	NADP 2007-2016	DAL
2.5 Maintain the genetic diversity of seeds, cultivated plants and farmed and domesticated animals and their related wild species, including through soundly managed and diversified seed and plant banks at the national, regional and international levels, and promote access to and fair and equitable sharing of benefits arising from the utilization of genetic resources and associated traditional knowledge, as internationally agreed	27	2.5.1 Number of plant and animal genetic resources for food and agriculture secured in either medium or long-term conservation facilities	KRA 3: Sustainable Social Development; Goal 3.9: Improve Nutrition Standard	-	-	NARI

	28	2.5.2 Proportion of local breeds classified as being at risk, not-at-risk or at unknown level of risk of extinction	KRA 7: Responsible Sustainable Development; Goal 7.1: Promote PNG's Environmental Sustainability	-	-	NARI
2.a Increase investment, including through enhanced international cooperation, in rural infrastructure, agricultural research and extension services, technology development and plant and livestock gene banks in order to enhance agricultural productive capacity in PNG	29	2.a.1 The agriculture orientation index for government expenditures	KRA 1: Increased Revenue and Wealth Creation; Goal 1.2: Increase Exports; Goal 1.5: Reduce Imports	10.5 (2012)	2014 FBO, MTDP 2 Pocket Bk, 2014 National Budget Book Vol.3	DNPM
	30	2.a.2 Total official flows (official development assistance plus other official flows) to the agriculture sector	KRA 1: Increased Revenue and Wealth Creation; Goal 1.2: Increase Exports; Goal 1.5: Reduce Imports	-	2014 FBO, MTDP 2 Pocket Bk, 2014 National Budget Book Vol.3	DNPM
2.b. Correct and prevent trade restrictions and distortions in world agricultural markets, including through the parallel elimination of all forms of agricultural export subsidies and all export measures with equivalent effect, in accordance with the mandate of the Doha Development Round	31	2.b.1 Producer Support Estimate	KRA 1: Increased Revenue and Wealth Creation; Goal 1.2: Increase Exports; Goal 1.5: Reduce Imports	PGK 30.3 million (2016)	NADP 2007-2016	DAL
	32	2.b.2 Agricultural export subsidies	KRA 1: Increased Revenue and Wealth Creation; Goal 1.2: Increase Exports; Goal 1.5: Reduce Imports	PGK 8 million (2016)	NADP 2007-2016	DAL
2. c Adopt measures to ensure the proper functioning of food commodity markets and their derivatives and facilitate timely access to market information, including on food reserves, in order to help limit extreme food price volatility	33	2.c.1 Indicator of food price anomalies	KRA 3: Sustainable Social Development; Goal 3.9: Improve Nutrition Standard	-	CPI	NSO, ICCC

Localized SDG Targets	Ind. #	Localized SDG Indicator	MTDP III Key Result Areas	Baseline (Year)	Source	Responsible Agency
Goal 3. Good Health and Well-Being						
3.1 Reduce the maternal mortality ratio to less than 70 per 100,000 live births	34	3.1.1 Maternal Mortality Ratio	KRA 3: Sustainable Social Development; Goal 3.2 Improve Health Services and Outcomes	220 (2015)	MDGR 2015	NSO/DOH
	35	3.1.2 Proportion of births attended by skilled health personnel	KRA 3: Sustainable Social Development; Goal 3.2 Improve Health Services and Outcomes	53% (2014)	MDGR 2015	NSO/DOH
3.2 End preventable deaths of newborns and children under 5 years of age, with all countries aiming to reduce neonatal mortality to at least as low as 12 per 1,000 live births and under-5 mortality to at least as low as 25 per 1,000 live births	36	3.2.1 Under-five mortality rate	KRA 3: Sustainable Social Development; Goal 3.2 Improve Health Services and Outcomes	61.4 (2013)	MDGR 2015	NSO/DOH
	37	3.2.2 Neonatal mortality rate	KRA 3: Sustainable Social Development; Goal 3.2 Improve Health Services and Outcomes	47.3 (2013)	MDGR 2015	NSO/DOH
3.3 End the epidemics of AIDS, tuberculosis, malaria and neglected tropical diseases and combat hepatitis, water-borne diseases and other communicable diseases	38	3.3.1 Number of new HIV infections per 1,000 (uninfected) population by sex and region	KRA 3: Sustainable Social Development; Goal 3.2 Improve Health Services and Outcomes	2200 (2015)	MDGR 2015	DOH, NACS
	39	3.3.2 Tuberculosis incidence per 100,000 population	KRA 3: Sustainable Social Development; Goal 3.2 Improve Health Services and Outcomes	347 (2013)	NHIS	DOH
	40	3.3.3 Malaria incidence per 1,000 population	KRA 3: Sustainable Social Development; Goal 3.2 Improve Health Services and Outcomes	109 (2016)	NHIS	DOH
	41	3.3.4 Hepatitis B incidence per 100,000 population	KRA 3: Sustainable Social Development; Goal 3.2 Improve Health Services and Outcomes	-	NHIS	DOH
	42	3.3.5 Number of people requiring interventions against neglected tropical diseases	KRA 3: Sustainable Social Development; Goal 3.2 Improve Health Services and Outcomes	-	NHIS	DOH
3.4 Reduce by one third premature mortality from non-communicable diseases through prevention and treatment and promote mental health and well-being	43	3.4.1Mortality rate attributed to cardiovascular disease, cancer, diabetes or chronic respiratory disease	KRA 3: Sustainable Social Development; Goal 3.2 Improve Health Services and Outcomes	-	NHIS	NDOH

	44	3.4.2 Suicide mortality rate per 100,000 population	KRA 3: Sustainable Social Development; Goal 3.2 Improve Health Services and Outcomes	10.3 (2015)	NHIS, Coroner Report, Court Registry, World bank	DOH, Dept of Police, DJAG
3.5 Strengthen the prevention and treatment of substance abuse, including narcotic drug abuse and harmful use of alcohol	45	3.5.1 Coverage of treatment interventions (pharmacological, psychosocial and rehabilitation and aftercare services) for substance use disorders	KRA 3: Sustainable Social Development; Goal 3.2 Improve Health Services and Outcomes	-	-	DOH
	46	3.5.2 Harmful use of alcohol, defined according to the national context as alcohol per capita consumption (aged 15 years and older) within a calendar year in litres of pure alcohol	KRA 3: Sustainable Social Development; Goal 3.2 Improve Health Services and Outcomes	-	-	DOH
3.6 Halve the number of national deaths and injuries from road traffic accidents	47	3.6.1 Death rate due to road traffic accidents	KRA 3: Sustainable Social Development; Goal 3.2 Improve Health Services and Outcomes	-	-	DOH/ Police/Land Transport Board/MVIL
	48	3.6.2 Death rate due to water traffic accidents	KRA 3: Sustainable Social Development; Goal 3.2 Improve Health Services and Outcomes	-	-	DOH/Police/ NMSA/ Disaster Office/NJSS
	49	3.6.3 Death rate due to air traffic accidents	KRA 3: Sustainable Social Development; Goal 3.2 Improve Health Services and Outcomes	-	-	DOH/Police/ Air Safety Investigation Commission/ NAC/ Air Traffic Commission/ Courts
	50	3.6.4 Death rate due to Fire Accidents (loss of life)	KRA 3: Sustainable Social Development; Goal 3.2 Improve Health Services and Outcomes	-	-	DOH, PNG Fire Services, Police, Courts
	51	3.6.5 Death rate due to Natural Disaster (loss of life)	KRA 3: Sustainable Social Development; Goal 3.2 Improve Health Services and Outcomes	-	-	DOH, Police, Disaster Office
3.7 Ensure universal access to sexual and reproductive health-care services, including for family planning, information and education, and the integration of reproductive health into national strategies and programmes	52	3.7.1 Unmet need for family planning among women of reproductive age (aged 15-49 years) (Also contraceptive prevalence rate by sex) accessing family planning methods	KRA 3: Sustainable Social Development; Goal 3.2 Improve Health Services and Outcomes	27.4 (2015)	MDGR 2015	NSO/DOH
	53	3.7.2 Adolescent fertility rate (aged 13-18 years) per 1,000 women in that age group (15-19 yo)	KRA 3: Sustainable Social Development; Goal 3.2 Improve Health Services and Outcomes	65 (2014)	MTDP 2 Pocket Book	NSO/DOH

3.8 Achieve universal health coverage, including financial risk protection, access to quality essential health-care services and access to safe, effective, quality and affordable essential medicines and vaccines for all	54	3.8.1.1 Proportion of population accessing essential health services (Level 4 - 7)	KRA 3: Sustainable Social Development; Goal 3.2 Improve Health Services and Outcomes	-	NHIS	DOH
	55	3.8.1.2 Proportion of population accessing primary health care services (level 1 - 3)	KRA 3: Sustainable Social Development; Goal 3.2 Improve Health Services and Outcomes	-	NHIS	DOH
	56	3.8.2 Number of people covered by health insurance or a public health system per 1,000 population	KRA 3: Sustainable Social Development; Goal 3.2 Improve Health Services and Outcomes	-	-	DOH/NSO/ DfCD/Private Hospitals
3.9 Reduce the number of deaths and illnesses from hazardous chemicals and air, water and soil pollution and contamination	57	3.9.1 Mortality rate attributed to household and ambient air pollution	KRA 3: Sustainable Social Development; Goal 3.2 Improve Health Services and Outcomes	-	NHIS	DOH
	58	3.9.2 Mortality rate attributed to unsafe water, unsafe sanitation and lack of hygiene (exposure to unsafe Water, Sanitation and Hygiene for All (WASH) services)	KRA 7: Responsible Sustainable Development; Goal 7.4: Sustainable Use of Water	-	NHIS	DOH
	59	3.9.3 Mortality rate attributed to chemical poisoning	KRA 3: Sustainable Social Development; Goal 3.2 Improve Health Services and Outcomes	-	NHIS	DOH
3.a Strengthen the implementation of the World Health Organization Framework Convention on Tobacco Control in PNG, as appropriate	60	3.a.1 Prevalence of current tobacco use among persons aged 15 years and older by sex	KRA 3: Sustainable Social Development; Goal 3.2 Improve Health Services and Outcomes	26.3% (2010)	HIES 2010	DOH/NSO
3.b Support the research and development of vaccines and medicines for the communicable and non-communicable diseases that primarily affect PNG, provide access to affordable essential medicines and vaccines, in accordance with the Doha Declaration on the TRIPS Agreement and Public Health, which affirms the right of PNG to use to the full the provisions in the Agreement on Trade-Related Aspects of Intellectual Property Rights regarding flexibilities to protect public health, and, in particular, provide access to medicines for all	61	3.b.1 Proportion of health facilities with access to affordable modern medicines and vaccines on a sustainable basis	KRA 3: Sustainable Social Development; Goal 3.2 Improve Health Services and Outcomes	-	NHIS, National Health Commodity Logistics reports	DOH

	62	3.b.2 Total net official development assistance received by PNG for medical research	KRA 3: Sustainable Social Development; Goal 3.2 Improve Health Services and Outcomes	-	2014 FBO, MTDP 2 Pocket Bk, 2014 National Budget Book Vol.3, IMR Report	DNPM, IMR
3.c Substantially increase health financing and the recruitment, development, training and retention of the health workforce in PNG	63	3.c.1.1 Number of hospitals per 1000 population	KRA 3: Sustainable Social Development; Goal 3.2 Improve Health Services and Outcomes	-	NHIS	DOH, DHERST
	64	3.c.1.2. Number of health centres/Aid Posts per 1000 population	KRA 3: Sustainable Social Development; Goal 3.2 Improve Health Services and Outcomes	-	NHIS	DOH
	65	3.c.1.3. Number of Medical Doctors per 1000 population	KRA 3: Sustainable Social Development; Goal 3.2 Improve Health Services and Outcomes	-	NHIS	DOH
	66	3.c.1.4. Number of trained nurses/midwives per 1000 population	KRA 3: Sustainable Social Development; Goal 3.2 Improve Health Services and Outcomes	37% a (2012)	NHIS, MTDP 2 Pocket Book	DOH
	67	3.c.2. Proportion of the national Health Sector budget allocated to health worker training and capacity strengthening	KRA 3: Sustainable Social Development; Goal 3.2 Improve Health Services and Outcomes	-	2014 FBO, MTDP 2 Pocket Bk, 2014 National Budget Book Vol.3	DNPM
3.d Strengthen the capacity of PNG, for early warning, risk reduction and management of national health risks	68	3.d.1. Proportion of the 13 prescribed International Health Regulations (IHR) capacities attained by PNG	KRA 3: Sustainable Social Development; Goal 3.2 Improve Health Services and Outcomes	-	-	DOH
Localized SDG Targets	**Ind. #**	**Localized SDG Indicator**	**MTDP III Key Result Areas**	**Baseline (Year)**	**Source**	**Responsible Agency**
Goal 4. Quality Education						
4.1 Ensure that all girls and boys complete free, equitable and quality primary and secondary education leading to relevant and effective learning outcomes	69	4.1.1.1 Proportion of girls and boys in grade 3 achieving minimum proficiency level in reading and mathematics	KRA 3: Sustainable Social Development; Goal 3.1: Improve Educational Services	Reading: 47% Mathematics: 48% (2014)	EMIS, CSMT, EGRA, EGMA	NDOE
	70	4.1.1.2 Proportion of girls and boys at the end of grade 5 achieving minimum proficiency level in reading and mathematics	KRA 3: Sustainable Social Development; Goal 3.1: Improve Educational Services	Reading: 47% Mathematics: 37% (2014)	EMIS, CSMT, EGRA, EGMA	NDOE
4.2 Ensure that all girls and boys have access to quality early childhood development, care and pre-primary education so that they are ready for primary education	71	4.2.2. Proportion of children under 6 years enrolled in early childhood education institutions by sex	KRA 3: Sustainable Social Development; Goal 3.1: Improve Educational Services	-	Report on National Forum on Early Childhood Care & Development in PNG, DHS 2006	NDOE/NSO/ DfCD

4.3 Ensure equal access for all women and men to affordable and quality technical, vocational and tertiary education, including university	72	4.3.1 Participation rate of youth and adults in formal and non-formal education and training in the previous 12 months, by sex	KRA 3: Sustainable Social Development; Goal 3.1: Improve Educational Services	-	Independence Fellowship Scheme/ Community-Based Corrections (CBC) Probation, Parole & Juvenile Justice Services, Crime Prevention & Restorative Justice Branch (CPRJ)	National Apprenticeship Trade Testing Board & Independence Fellowship Scheme (NATTB)/ DoL&E/CS
	73	4.3.2. Participating rate of adult in non-formal education by sex in past 12 months	KRA 3: Sustainable Social Development; Goal 3.1: Improve Educational Services	-	Independence Fellowship Scheme/ Community-Based Corrections (CBC) Probation, Parole & Juvenile Justice Services, Crime Prevention & Restorative Justice Branch (CPRJ)	NATTB,CS
4.5 Eliminate gender disparities in education and ensure equal access to all levels of education and vocational training for the vulnerable, including persons with disabilities, indigenous peoples and children in vulnerable situations	74	4.5.1.1. Sex ratio of children and adolescents enrolled in elementary and primary schools	KRA 3: Sustainable Social Development; Goal 3.1: Improve Educational Services	Elementary sch: 17.04% Primary sch: 44.48% (2016)	EMIS, Development Outcome Report 2016	NDOE
	75	4.5.1.2. Sex ratio population aged 13 -18 years and adolescents enrolled in secondary schools	KRA 3: Sustainable Social Development; Goal 3.1: Improve Educational Services	37.1% (2016)	EMIS, Development Outcome Report 201	NDOE
	76	4.5.1.3. Sex ratio of population aged 12-24 years enrolled in vocational and technical schools	KRA 3: Sustainable Social Development; Goal 3.1: Improve Educational Services	23% (2013)	Annual Survey of Institutions of Higher Education	NDOE
	77	4.5.1.4. Sex ratio of population aged 18 years and above, enrolled in tertiary institutions	KRA 3: Sustainable Social Development; Goal 3.1: Improve Educational Services	7.3% (2015)	DHERST 2015 ASIHE Report	DHERST
4.6 Ensure that all youth and a substantial proportion of adults, both men and women, achieve literacy and numeracy	78	4.6.1 Literacy rates (population aged 10 years and above) by age and by sex	KRA 3: Sustainable Social Development; Goal 3.1: Improve Educational Services	78.8 (2010)	HIES 2010	NSO
4.7 Ensure that all learners acquire the knowledge and skills needed to promote sustainable development, including, among others, through education for sustainable development and sustainable lifestyles, human rights, gender equality, promotion of a culture of peace and non-violence, global citizenship and appreciation of cultural diversity and of culture's contribution to sustainable development	79	4.7.1 Proportion of primary educational institutions teaching aspects of sustainable development goals including gender equality and human rights into their curricula	KRA 3: Sustainable Social Development; Goal 3.1: Improve Educational Services	-	EMIS	NDOE

	80	4.7.2 Proportion of secondary educational institutions teaching aspects of sustainable development goals including gender equality and human rights into their curricula	KRA 3: Sustainable Social Development; Goal 3.1: Improve Educational Services	-	EMIS	NDOE
	81	4.7.3 Proportion of technical and vocational educational institutions teaching aspects of sustainable development goals including gender equality and human rights into their curricula	KRA 3: Sustainable Social Development; Goal 3.1: Improve Educational Services	-	EMIS	NDOE
	82	4.7.4 Proportion of tertiary educational institutions teaching aspects of sustainable development goals including gender equality and human rights into their curricula	KRA 3: Sustainable Social Development; Goal 3.1: Improve Educational Services	-	Annual Survey of Institutions of Higher Education	DHERST
4.a Build and upgrade education facilities that are child, disability and gender sensitive and provide safe, non-violent, inclusive and effective learning environments for all	83	4.a.1.1 Proportion of elementary and primary schools with access to electricity	KRA 3: Sustainable Social Development; Goal 3.1: Improve Educational Services KRA 2: Quality Infrastructure and Utilities	-	EMIS	NDOE
	84	4.a.1.2 Proportion of secondary schools with access to electricity	KRA 3: Sustainable Social Development; Goal 3.1: Improve Educational Services KRA 2: Quality Infrastructure and Utilities	-	EMIS	NDOE
	85	4.a.1.3 Proportion of elementary and primary schools with access to computers and/or internet for pedagogical purposes	KRA 3: Sustainable Social Development; Goal 3.1: Improve Educational Services KRA 2: Quality Infrastructure and Utilities	-	EMIS	NDOE
	86	4.a.1.4 Proportion of secondary schools with access to computers and/or internet for pedagogical purposes	KRA 3: Sustainable Social Development; Goal 3.1: Improve Educational Services KRA 2: Quality Infrastructure and Utilities	-	EMIS	NDOE
	87	4.a.1.5 Proportion of elementary and primary schools with access to basic clean drinking water	KRA 7: Responsible Sustainable Development; Goal 7.4: Sustainable Use of Water	-	EMIS	NDOE
	88	4.a.1.6 Proportion of secondary schools with access to basic clean drinking water	KRA 7: Responsible Sustainable Development; Goal 7.4: Sustainable Use of Water	-	EMIS	NDOE
	89	4.a.1.7 Proportion of elementary and primary schools with access to single-sex basic sanitation facilities	KRA 7: Responsible Sustainable Development; Goal 7.4: Sustainable Use of Water	-	EMIS	NDOE
	90	4.a.1.8 Proportion of secondary schools with access to single-sex basic sanitation facilities	KRA 7: Responsible Sustainable Development; Goal 7.4: Sustainable Use of Water	-	EMIS	NDOE
4.b Expand the number of scholarships available to PNG, for enrolment in higher education, including vocational training and information and communications technology, technical, engineering and scientific programmes	91	4.b.1. Proportion of ODA that has been allocated to internal scholarships in PNG by sector	KRA 3: Sustainable Social Development; Goal 3.1: Improve Educational Services	51% (2015)	2016 FBO, MTDP 2 Pocket Bk, Administration Database System (in-house) Scholarship Desk, Annual Survey of Institutions of Higher Education	DNPM, DHERST
	92	4.b.2. Proportion of ODA that has been allocated to external scholarships in PNG by sector	KRA 3: Sustainable Social Development; Goal 3.1: Improve Educational Services	15% (2010)	2016 FBO, MTDP 2 Pocket Bk, Administration Database System (in-house) Scholarship Desk, Annual Survey of Institutions of Higher Education	DNPM, DHERST
4.c Increase the supply of qualified teachers, including through international cooperation for teacher training in PNG	93	4.c.1.1. Proportion of teachers in elementary schools who have received at least the minimum organized teacher training (e.g. pedagogical training) pre-service or in-service by sex	KRA 3: Sustainable Social Development; Goal 3.1: Improve Educational Services	-	EMIS	NDOE
	94	4.c.1.2. Proportion of teachers in primary schools who have received at least the minimum organized teacher training (e.g. pedagogical training) pre-service or in-service by sex	KRA 3: Sustainable Social Development; Goal 3.1: Improve Educational Services	-	EMIS	NDOE
	95	4.c.1.3. Proportion of teachers in secondary schools who have received at least the minimum organized teacher training (e.g. pedagogical training) pre-service or in-service by sex	KRA 3: Sustainable Social Development; Goal 3.1: Improve Educational Services	-	EMIS	NDOE
	96	4.c.1.4. Proportion of teachers in vocational and technical schools who have received at least the minimum organized teacher training (e.g. pedagogical training) pre-service or in-service by sex	KRA 3: Sustainable Social Development; Goal 3.1: Improve Educational Services	-	EMIS	NDOE

Localized SDG Targets	Ind. #	Localized SDG Indicator	MTDP III Key Result Areas	Baseline (Year)	Source	Responsible Agency
Goal 5. Gender Equality						
5.1 End all forms of discrimination against all women and girls everywhere	97	5.1.1 Number of CEDAW recommendations operationalized	KRA 3: Sustainable Social Development; Goal 3.5: Equal Opportunities for all Citizens to Benefit from Development	-	-	DJAG
5.2 Eliminate all forms of violence against all women and girls in the public and private spheres, including trafficking and sexual and other types of exploitation	98	5.2.1.1.1 Proportion of intimate partner violence against women and girls aged 15 years and older experienced in the previous 12 months, by age	KRA 3: Sustainable Social Development; Goal 3.5: Equal Opportunities for all Citizens to Benefit from Development	-	DHS 2006	NSO
	99	5.2.1.1.2 Percentage of intimate partner violence against women and girls aged 15 years and older experienced in the previous 12 months, by age	KRA 3: Sustainable Social Development; Goal 3.5: Equal Opportunities for all Citizens to Benefit from Development	-	-	Institute of National Affairs
	100	5.2.1.1.3 Proportion of non-intimate partner violence against women and girls aged 15 years and older experienced in the previous 12 months, by age	KRA 3: Sustainable Social Development; Goal 3.5: Equal Opportunities for all Citizens to Benefit from Development	-	-	Institute of National Affairs
	101	5.2.2 Proportion of women and girls subjected to sexual violence by persons other than an intimate partner in the previous 12 months, by age and place of occurrences	KRA 3: Sustainable Social Development; Goal 3.5: Equal Opportunities for all Citizens to Benefit from Development	-	DHS 2006	NSO
5.3 Eliminate all harmful practices, such as child, early and forced marriage and female genital mutilation	102	5.3.1 Proportion of women aged 20-24 years who were married or in a union before age 18	KRA 3: Sustainable Social Development; Goal 3.5: Equal Opportunities for all Citizens to Benefit from Development	60.7% (2006)	DHS 2006	NSO
5.4 Recognize and value unpaid care and domestic work through the provision of public services, infrastructure and social protection policies and the promotion of shared responsibility within the household and the family as nationally appropriate	103	5.4.1 Proportion of time spent on unpaid domestic and care work, by sex, age and location	KRA 3: Sustainable Social Development; Goal 3.5: Equal Opportunities for all Citizens to Benefit from Development	2.9% (2010)	HIES 2010	NSO
	104	5.4.2 Percentage of time spent on unpaid domestic and care work, by sex, age and location (LLG)	KRA 3: Sustainable Social Development; Goal 3.5: Equal Opportunities for all Citizens to Benefit from Development	-	HIES 2010	NSO
5.5 Ensure women's full and effective participation and equal opportunities for leadership at all levels of decision-making in political, economic and public life	105	5.5.1.1 Proportion of seats held by women in the national parliament	KRA 3: Sustainable Social Development; Goal 3.5: Equal Opportunities for all Citizens to Benefit from Development	2.7% (2015)	MDGR 2015	Registry of Political Parties/ Provincial Governments
	106	5.5.1.2 Proportion of seats held by women in local governments	KRA 3: Sustainable Social Development; Goal 3.5: Equal Opportunities for all Citizens to Benefit from Development	-	-	Registry of Political Parties/ Provincial Governments
	107	5.5.2.1 Proportion of women in managerial positions in the Public Service and Public Corporations	KRA 3: Sustainable Social Development; Goal 3.5: Equal Opportunities for all Citizens to Benefit from Development	-	-	DPM/DJAG
5.6 Ensure universal access to sexual and reproductive health and reproductive rights as agreed in accordance with the Programme of Action of the International Conference on Population and Development and the Beijing Platform for Action and the outcome documents of their review conferences	108	5.5.2.2 Proportion of women in managerial positions in Private Sector/Business Services	KRA 3: Sustainable Social Development; Goal 3.5: Equal Opportunities for all Citizens to Benefit from Development	-	-	IPA/INA/ Chamber of Commerce
	109	5.6.1.1 Proportion of women aged 15-49 years currently using modern contraceptive methods	KRA 3: Sustainable Social Development; Goal 3.5: Equal Opportunities for all Citizens to Benefit from Development	-	DHS 2006	NSO/DOH/ DJAG
	110	5.6.1.2 Proportion of women aged 15-49 years requiring permission from spouse or other family member to access reproductive health services	KRA 3: Sustainable Social Development; Goal 3.5: Equal Opportunities for all Citizens to Benefit from Development	-	DHS 2006	NSO/DOH/ DJAG
5.a Undertake reforms to give women equal rights to economic resources, as well as access to ownership and control over land and other forms of property, financial services, inheritance and natural resources, in accordance with national laws	111	5.6.2 Existence of laws and regulations in PNG that guarantee women and girls have access to sexual and reproductive health care, information and education	KRA 3: Sustainable Social Development; Goal 3.5: Equal Opportunities for all Citizens to Benefit from Development	-	-	DJAG
	112	5. a.1 (a) Proportion of total agricultural population (or households) with ownership or secure legal documents over agricultural land.	KRA 1: Increased Revenue & Wealth Creation; Goal 1.4: Increase Bankable Land for Productive Utilization	90% (2016)	NADP 2007-2016	DAL

	113	5. a.1 (b) Share of women among owners or rights –bearers of agricultural land.	KRA 3: Sustainable Social Development; Goal 3.5: Equal Opportunities for all Citizens to Benefit from Development	11% (2016)	NADP 2011-2017	DAL
5.b Enhance the use of enabling technology, in particular information and communications technology, to promote the empowerment of women	114	5.a.2 Existence of legal framework (including customary law) in PNG guaranteeing women's equal rights to land ownership and/or control	KRA 3: Sustainable Social Development; Goal 3.5: Equal Opportunities for all Citizens to Benefit from Development	-	-	DJAG
5.c Adopt and strengthen sound policies and enforceable legislation for the promotion of gender equality and the empowerment of all women and girls at all levels	115	5.b.1 Proportion of individuals who own a mobile telephone, by sex per 100,000 population	KRA 3: Sustainable Social Development; Goal 3.5: Equal Opportunities for all Citizens to Benefit from Development; KRA 2: Quality Infrastructure and Utilities	150 (2012)	MTDP 2 Pocket Book	NSO
	116	5.c.1 Existence in PNG of systems to track and make public allocations for gender equality and women's empowerment	KRA 3: Sustainable Social Development Goal 3.5: Equal Opportunities for all Citizens to Benefit from Development	-	-	DNPM/DfCD/ DJAG
Localized SDG Targets	**Ind. #**	**Localized SDG Indicator**	**MTDP III Key Result Areas**	**Baseline (Year)**	**Source**	**Responsible Agency**
Goal 6. Clean Water and Sanitation						
6.1 Achieve universal and equitable access to safe and affordable drinking water for all	117	6.1.1 Proportion of population with access to safe drinking water sources by Urban/Rural sector of residence	KRA 7: Responsible Sustainable Development; Goal 7.4: Sustainable Use of Water	Urban 88% Rural 33% (2006)	DHS 2006	NSO
6.2 By 2030, achieve access to adequate and equitable sanitation and hygiene for all and end open defecation, paying special attention to the needs of women and girls and those in vulnerable situations	118	6.2.1 Proportion of population (or households) with access to safe and secure toilet facilities	KRA 7: Responsible Sustainable Development; Goal 7.4: Sustainable Use of Water	Urban 56% Rural 13% (2006)	DHS 2006	NSO
6.4 Increase water-use efficiency across all sectors and ensure sustainable withdrawals and supply of freshwater to address water scarcity and substantially reduce the number of people suffering from water scarcity	119	6.4.1 Change in water-use efficiency over time	KRA 7: Responsible Sustainable Development; Goal 7.4: Sustainable Use of Water	-	-	Water PNG/ PNG Power, WaSH PMU
	120	6.4.2 Level of water stress: freshwater withdrawal as a proportion of available freshwater resources in Urban Centres	KRA 7: Responsible Sustainable Development; Goal 7.4: Sustainable Use of Water	-	-	Water PNG/ PNG Power

6.5 Implement integrated water resources management at all levels, including through trans-boundary cooperation as appropriate	121	6.5.1 Existence of an integrated water resources management implementation system in PNG	KRA 7: Responsible Sustainable Development; Goal 7.4: Sustainable Use of Water	-	2016 FBO, MTDP 2 Pocket Bk	DNPM
	122	6.5.2 Proportion of trans boundary basin area with an operational arrangement for water cooperation	KRA 7: Responsible Sustainable Development; Goal 7.4: Sustainable Use of Water	-	-	Border Development Authority
6.6 Protect and restore water-related ecosystems, including mountains, forests, wetlands, rivers, aquifers and lakes	123	6.6.1 Change in the extent of water-related ecosystems over time	KRA 7: Responsible Sustainable Development; Goal 7.1: Promote PNG's Environmental	-	-	CEPA/MRA/ Climate Change
6.a Expand international cooperation and capacity-building support to developing countries in water- and sanitation-related activities and programmes, including water harvesting, desalination, water efficiency, wastewater treatment, recycling and reuse technologies	124	6.a.1 Amount of water- and sanitation-related official development assistance that is part of a government-coordinated spending plan	KRA 7: Responsible Sustainable Development; Goal 7.4: Sustainable Use of Water	-	-	Water PNG, PNG Power, CEPA, MRA
6.b Support and strengthen the participation of local communities in improving water and sanitation management	125	6. b.1 Proportion of DDAs/ Provinces with established and operational policies and procedures for participation of local communities in water and sanitation management	KRA 7: Responsible Sustainable Development; Goal 7.4: Sustainable Use of Water	-	-	DNPM- WaSH PMU
Localized SDG Targets	**Ind. #**	**Localized SDG Indicator**	**MTDP III Key Result Areas**	**Baseline (Year)**	**Source**	**Responsible Agency**
Goal 7. Affordable and Clean Energy						
7.1 Ensure universal access to affordable, reliable and modern energy services	126	7.1.1 Proportion of population with access to electricity	KRA 2: Quality Infrastructure and Utilities	17.6% (2016)	Development Outcome Report 2016	NSO
	127	7.1.2 .1 Proportion of population with primary reliance on clean fuels and technology for cooking	KRA 2: Quality Infrastructure and Utilities	-		NSO
	128	7.1.2 .2 Proportion of population with primary reliance on clean fuels and technology for lighting	KRA 2: Quality Infrastructure and Utilities	-		NSO
7.2 Increase substantially the share of renewable energy in the global energy mix	129	7.2.1 Proportion of the population obtaining energy from renewable sources (solar, wind, biogas, ocean, hydropower and geothermal resources)	KRA 2: Quality Infrastructure and Utilities	-	DHS 2006	NSO

7.a Enhance international cooperation to facilitate access to clean energy research and technology, including renewable energy, energy efficiency and advanced and cleaner fossil-fuel technology, and promote investment in energy infrastructure and clean energy technology	130	7.a.1 Proposing number of tariff on APEC/WTO environment good list to be eliminated	KRA 2: Quality Infrastructure and Utilities	-	-	Department of Commerce & Industry
7.b By 2030, expand infrastructure and upgrade technology for supplying modern and sustainable energy services for all in developing countries, in particular least developed countries, small island developing States and landlocked developing countries, in accordance with their respective programmes of support	131	7.b.1 Investments in energy efficiency as a percentage of GDP	KRA 2: Quality Infrastructure and Utilities	-	2016 FBO, MTDP 2 Pocket Bk	DNPM/DoPE
	132	7.b.2 Proportion of foreign direct investment in financial transfer for renewable energy infrastructure and technology to sustainable development services	KRA 2: Quality Infrastructure and Utilities	-	2016 FBO	DNPM/DoPE
Localized SDG Targets	**Ind. #**	**Localized SDG Indicator**	**MTDP III Key Result Areas**	**Baseline (Year)**	**Source**	**Responsible Agency**
Goal 8. Decent Work and Economic Growth						
8.1 Sustain per capita economic growth in accordance with national circumstances and, in particular, at least 7 per cent gross domestic product growth per annum in PNG	133	8.1.1 Annual growth rate of real GDP per capita	KRA 1: Increased Revenue and Wealth Creation; Goal 1.6: Wealth Creation	2.5 (2016)	MTDP 2 Pocket Bk	DNPM/DoT/ BPNG
8.2 Achieve higher levels of economic productivity through diversification, technological upgrading and innovation, including through a focus on high-value added and labor-intensive sectors	134	8.2.1 Annual growth rate of real GDP per employed person per sector	KRA 1: Increased Revenue and Wealth Creation; Goal 1.3: Employment Creation and Economic Opportunities	10.4 (2014)	2014 FBO, MTDP 2 Pocket Bk	DNMP/ Department of Treasury/ BPNG/NSO
8.3 Promote development-oriented policies that support productive activities, decent job creation, entrepreneurship, creativity and innovation, and encourage the formalization and growth of micro-, small- and medium-sized enterprises, including through access to financial services	135	8.3.1 Proportion of informal employment in non-agriculture employment, by sex	KRA 1: Increased Revenue and Wealth Creation; Goal 1.3: Employment Creation and Economic Opportunities; KRA3: Sustainable Social Development; Goal 3.5: Equal Opportunities for all Citizen to Benefit from Development;	9.3% (2010)	HIES 2010	NSO/INA
	136	8.3.2 Formal wage employed as a percentage of economically active population.	KRA 1: Increased Revenue and Wealth Creation; Goal 1.3: Employment Creation and Economic Opportunities	59% (2010)	HIES 2010	NSO/INA
	137	8.3.3 Increase in the number of trade agreements concluded with strategic trading partners	KRA 1: Increased Revenue and Wealth Creation; Goal 1.2: Increase Exports; Goal 1.5: Reduce Imports	-	-	Department of Commerce & Industry
	138	8.3.4 Informal self-employment [economically active] Includes subsistence employment [economically active] by sex and Urban/Rural status, by District	KRA 1: Increased Revenue and Wealth Creation; Goal 1.3: Employment Creation and Economic Opportunities; KRA3: Sustainable Social Development; Goal 3.5: Equal Opportunities for all Citizen to Benefit from Development;	-	Census 2011	NSO/INA
8.5 Achieve full and productive employment and decent work for all women and men, including for young people and persons with disabilities, and equal pay for work of equal value	139	8.5.1 Average hourly earnings of female and male employees in the Public Service by Grade	KRA 1: Increased Revenue and Wealth Creation; Goal 1.3: Employment Creation and Economic Opportunities; KRA3: Sustainable Social Development; Goal 3.5: Equal Opportunities for all Citizen to Benefit from Development;	-	ALESCO	DPM, Dept of Finance
	140	8.5.2 Unemployment rate, by age and by sex	KRA 1: Increased Revenue and Wealth Creation; Goal 1.3: Employment Creation and Economic Opportunities; KRA3:Sustainable Social Development; Goal 3.5: Equal Opportunities for all Citizen to Benefit from Development;	-	HIES 2010	NSO
8.6 Reduce the proportion of youth not in employment, education or training	141	8.6.1 Proportion of youth (aged 15-24 years) not in education, employment or training	KRA 1: Increased Revenue and Wealth Creation; Goal 1.3: Employment Creation and Economic Opportunities; KRA3: Sustainable Social Development; Goal 3.1: Improve Educational Services and Outcome; Goal 3.3: Resourceful and Productive Youth	-	Census 2011, DHS 2006, HIES 2010	NSO
8.7 End child labour in all its forms by take immediate and effective measures to eradicate forced labour, end modern slavery and human trafficking and secure the prohibition and elimination of the worst forms of child labour, including recruitment and use of child soldiers	142	8.7.1 Proportion of children aged 10-14 years engaged in child labour, by sex and age		-	Census 2011	NSO

8.8 Protect labour rights and promote safe and secure working environments for all workers, including migrant workers, in particular women migrants, and those in precarious employment	143	8.8.1 Frequency rates of fatal and non-fatal occupational injuries, by sex and migrant status	KRA 1: Increased Revenue and Wealth Creation; Goal 1.3: Employment Creation and Economic Opportunities	-	-	Dep't of Labor and Employment
	144	8.8.2 Inventory of number of labour unions in PNG	KRA 1: Increased Revenue and Wealth Creation; Goal 1.3: Employment Creation and Economic Opportunities	-	-	Department of Labour & Employment
8.9 Devise and implement policies to promote sustainable tourism that creates jobs and promotes local culture and products	145	8.9.1 Tourism direct GDP as a proportion of total GDP	KRA 1: Increased Revenue and Wealth Creation; Goal 1.6: Wealth Creation	-	BPNG - Quarterly Economic Bulletin	BPNG/ Tourism Promotion Authority
	146	8.9.2 Number of jobs in tourism industries as a proportion of total jobs, by sex	KRA 1: Increased Revenue and Wealth Creation; Goal 1.6: Wealth Creation	-	-	Tourism Promotion Authority
8.10 Strengthen the capacity of domestic financial institutions to encourage and expand access to banking, insurance and financial services for all	147	8.10.1.1 Number of commercial bank branches a per 100,000 adults		-	-	BPNG/ Central Bank
	148	8.10.1.2 Number of automated teller machines (ATMs) per 100,000 adults		-	-	BPNG/ Central Bank
	149	8.10.2 Proportion of adults (15 years and older) with an account at a bank or other financial institution or with a mobile-money-service provider by Urban/Rural Sector of residence		36.36 (2016)	CEFI	BPNG/ Central Bank
8.a Increase Aid for Trade support for PNG, including through the Enhanced Integrated Framework for Trade-related Technical Assistance	150	8.a.1 Aid for Trade commitments and disbursements		29.74 (2016)	WTO/WB Aid for Trade Data	DNPM/ Treasury/ BPNG / Dept. Trade Com
8.b Develop and operationalize a global strategy for youth employment and implement the Global Jobs Pact of the International Labour Organization	151	8.b.1.1 Total government spending in employment programmes as a proportion of the national budget	KRA 1: Increased Revenue and Wealth Creation; Goal 1.3: Employment Creation and Economic Opportunities	-	-	DNPM/ Treasury/ BPNG
	152	8.b.1.2 Total government spending in employment programmes as a proportion of the GDP	KRA 1: Increased Revenue and Wealth Creation; Goal 1.3: Employment Creation and Economic Opportunities	-	-	DNPM/ Treasury/ BPNG

Localized SDG Targets	Ind. #	Localized SDG Indicator	MTDP III Key Result Areas	Baseline (Year)	Source	Responsible Agency
Goal 9. Industry, Innovation and Infrastructure						
9.1 Develop quality, reliable, sustainable and resilient infrastructure, including regional and trans-border infrastructure, to support economic development and human well-being, with a focus on affordable and equitable access for all	153	9.1.1 Proportion of the rural population who live within 2 km of an all-season road	KRA 2: Quality Infrastructure and Utilities	68% (2017)	-	DoW, Dept. of Transport
	154	9.1.2 Passenger and freight Value, by mode of transport (Air, Road & Water)	KRA 2: Quality Infrastructure and Utilities	-	Business Liaison Survey (BLS)- BPNG Quarter Bulletin	BPNG
9.2 Raise industry's share of employment and gross domestic product, in line with national circumstances, and double its share to promote inclusive and sustainable industrialization	155	9.2.1 Manufacturing value added as a proportion of GDP	KRA 1: Increased Revenue and Wealth Creation; Goal 1.6: Wealth Creation	3.17% (2014)	2015 National Accounts Report	NSO
	156	9.2.2 Manufacturing employment as a proportion of total employment	KRA 1: Increased Revenue and Wealth Creation; Goal 1.3: Employment Creation and Economic Opportunities	-	2015 National Accounts Report	NSO
9.3 Increase the access of small-scale industrial and other enterprises, in particular in developing countries, to financial services, including affordable credit, and their integration into value chains and markets	157	9.3.1 Proportion of small-scale industries in total industry value added by SME Category (Micro-enterprise, Small, Medium, & Large enterprises)		-	-	INA
	158	9.3.2 Proportion of small-scale industries with a loan or line of credit By SME Category (Micro-enterprise, Small, Medium, & Large enterprises)		-	CEFI	Institute of National Affairs
9.4 By 2030, upgrade infrastructure and retrofit industries to make them sustainable, with increased resource-use efficiency and greater adoption of clean and environmentally sound technologies and industrial processes, with all countries taking action in accordance with their respective capabilities	159	9.4.1 CO2 emission per unit of value added	KRA 7: Responsible Social Development; Goal 7.2: Adapt to the Domestic Impacts of Climate Change and Contribute to Global Efforts to Abate Greenhouse Gas Emissions	0.32 metric Tonnes (2011)	MDGR 2015	CCDA

9.5 Encouraging innovation and substantially increasing the number of research and development workers per 1 million people and public and private research and development spending and enhance scientific research, upgrade the technological capabilities of industrial sectors	160	9.5.1 Research and development expenditure as a proportion of GDP	KRA 1: Increased Revenue and Wealth Creation; Goal 1.6: Wealth Creation	-	2016 FBO, MTDP 2 Pocket Bk	DNPM
	161	9.5.2 Number and amount of researches (in full-time equivalent) per million inhabitants	KRA 2: Quality Infrastructure and Utilities	-	-	NARI/PNG Science & Technology Council
9.a Facilitate sustainable and resilient infrastructure development in PNG through enhanced financial, technological and technical support	162	9.a.1 Total official international support (official development assistance plus other official flows) to infrastructure	KRA 2: Quality Infrastructure and Utilities	-	2016 FBO, MTDP 2 Pocket Bk	DNPM
9.b Support domestic technology development, research and innovation in developing countries, including by ensuring a conducive policy environment for, inter alia, industrial diversification and value addition to commodities	163	9.b.1 Proportion of medium and high-tech industry value added in total value added	KRA 2: Quality Infrastructure and Utilities	-	-	PNG Science & Technology Council/NSO/ BPNG
9.c Increase access to information and communications technology and strive to provide universal and affordable access to the Internet in least developed countries by 2020	164	9.c.1 Proportion of population covered by a mobile network	KRA 2: Quality Infrastructure and Utilities	2.7 million (2006)	MDGR 2015	NSO
Localized SDG Targets	**Ind. #**	**Localized SDG Indicator**	**MTDP III Key Result Areas**	**Baseline (Year)**	**Source**	**Responsible Agency**
Goal 10. Reduced Inequalities						
10.1 Achieve and sustain income growth of the bottom 40 per cent of the population at a rate higher than the national average	165	10.1.1.1 Income per capita the bottom 40 per cent of the population	KRA 1: Increased Revenue and Wealth Creation; Goal 1.6: Wealth Creation	-	HIES 2010	NSO
	166	10.1.1.2 Income per capita among the total population	KRA 1: Increased Revenue and Wealth Creation; Goal 1.6: Wealth Creation	-	HIES 2010	NSO
10.2 Empower and promote the social, economic and political inclusion of all, irrespective of age, sex, disability, race, ethnicity, origin, religion or economic or other status	167	10.2.1 Proportion of people living below 50 per cent of median income, by age, sex and persons with disabilities	KRA 1: Increased Revenue and Wealth Creation; Goal 1.6: Wealth Creation ; KRA 3: Sustainable Social Development; Goal 3.5: Equal Opportunities for all Citizens to Benefit from Development; Goal 3.7 Attaining Minimum Standards of Living for Vulnerable and Disadvantaged Groups	-	HIES 2010	NSO
10.4 Adopt policies, especially fiscal, wage and social protection policies, and progressively achieve greater equality	168	10.4.1 Labour share of GDP, comprising wages and social protection transfers	KRA 1: Increased Revenue and Wealth Creation; Goal 1.6: Wealth Creation; KRA 3: Sustainable Social Development; Goal 3.7:Attaining Mininum Standards of Living for Vulnerable and Disadvantaged Groups	-	2016 FBO, MTDP 2 Pocket Bk	NSO
10.7 Facilitate orderly, safe, regular and responsible migration and mobility of people, including through the implementation of planned and well-managed migration policies	169	10.7.1 Recruitment cost borne by migrant employee as a proportion of yearly income earned in PNG		-	-	Dept of Foreign Affairs
	170	10.7.2 Evidence that PNG has implemented well-managed migration policies		-	-	Dept of Foreign Affairs
10.a Implement the principle of special and differential treatment for PNG, in accordance with World Trade Organization agreements	171	10.a.1 Proportion of exports from PNG to developed countries with zero-tariff	KRA 1: Increased Revenue and Wealth Creation; Goal 1.2: Increase Exports	-	-	Dept of Commerce & Industry, PNG Customs
10.b Encourage official development assistance and financial flows, including foreign direct investment, to PNG, in accordance with the national plans and programmes	172	10.b.1 Total resource flows for development, by recipient and donor countries and type of flow (e.g. official development assistance, foreign direct investment and other flows)		-	2016 FBO, MTDP 2 Pocket Bk	DNPM/DoT
	173	10.b.2 Total resource flows for development, (foreign direct investment and other flows) into PNG in accordance with its national plans and programmes		-	2016 FBO, MTDP 2 Pocket Bk	DNPM
10.c Reduce to less than 3 per cent the transaction costs of migrant remittances and eliminate remittance corridors with costs higher than 5 per cent	174	10.c.1 Remittance cost (into PNG) as a proportion of the amount remitted		-	-	BPNG, NSO
	175	10.c.2 Remittance cost (out of PNG) as proportion of the amount remitted		-	-	BPNG, NSO

Localized SDG Targets	Ind. #	Localized SDG Indicator	MTDP III Key Result Areas	Baseline (Year)	Source	Responsible Agency
Goal 11. Sustainable Cities and Communities						
11.1 By 2030, ensure access for all to adequate, safe and affordable housing and basic services and upgrade slums	176	11.1.1 Proportion of urban population living in slums, informal settlements or inadequate housing	KRA 2: Quality Infrastructure and Utilities	28/2011 MDGR 2015 (2016)	DHS	NSO
11.3 By 2030, enhance inclusive and sustainable urbanization and capacity for participatory, integrated and sustainable human settlement planning and management in all	177	11.3.2 Proportion of cities with a direct participation structure of civil society in urban planning and management that operate regularly and democratically	KRA 2: Quality Infrastructure and Utilities	-	-	Office of Urbanisation/ Dept. of Lands and Physical planning
11.4 Strengthen efforts to protect and safeguard PNG's cultural and natural heritage	178	11.4.1 Proportion of public expenditure allocated to preserve, protect and conserve all cultural and natural heritage in PNG		-	2016 National Budget Book Vol. 1	DNPM
11.5 Reduce the number of deaths and the number of people affected and substantially decrease the direct economic losses relative to global gross domestic product caused by disasters, including water-related disasters, with a focus on protecting the poor and people in vulnerable situations	179	11.5.1 Number of deaths, missing persons and persons affected by disaster per 100,000 people		-	National Disaster Centre/ DPLLGA	National Disaster Centre/ DPLLGA
	180	11.5.2 Direct disaster economic loss in relation to global GDP, including disaster damage to critical infrastructure and disruption of basic services		-	National Disaster Centre, DPLLGA	National Disaster Centre, DPLLGA
11.6 Reduce the adverse per capita environmental impact of cities, including by paying special attention to air quality and municipal and other waste management	181	11.6.1 Proportion of urban solid waste regularly collected and with adequate final discharge out of total urban solid waste generated by cities	KRA 2: Quality Infrastructure and Utilities	-	NCDC/ Office of Urbanisation	NCDC/ Office of Urbanisation
11.7 Provide universal access to safe, inclusive and accessible, green and public spaces, in particular for women and children, older persons and persons with disabilities	182	11.7.1 Average share of the built-up area of cities that is open space for public use for all, by sex, age and persons with disabilities	KRA 2: Quality Infrastructure and Utilities; KRA 3: Sustainable Social Development; Goal 3.5: Equal Opportunities for all Citizens to Benefit from Development; Goal 3.7: Attaining Minimum Standards of Living for Vulnerable and Disadvantaged Groups	-	NCDC Port Moresby	NCDC Port Moresby
	183	11.7.2 Proportion of persons victim of physical or sexual harassment, by sex, age, disability status and place of occurrence, in the previous 12 months	KRA 4: Improved Law and Justice and National Security; Goal 4.1: Improve Enforcement of the Rule of Law ; KRA 3: Sustainable Social Development; Goal 3.5: Equal Opportunities for all Citizens to Benefit from Development; Goal 3.7: Attaining Minimum Standards of Living for Vulnerable and Disadvantaged Groups	-	DfCD	DfCD
11.a Support positive economic, social and environmental links between urban, peri-urban and rural areas by strengthening national and regional development planning	184	11.a.1 Proportion of population living in cities that implement urban and regional development plans integrating population projections and resource needs, by size of city	KRA 2: Quality Infrastructure and Utilities	-	Office of Urbanisation/ NHC/ Department of Lands & Physical Planning	Office of Urbanisation/ NHC/ Department of Lands & Physical Planning
11.b Increase the number of cities and human settlements adopting and implementing integrated policies and plans towards inclusion, resource efficiency, mitigation and adaptation to climate change, resilience to disasters, and develop and implement, in line with the Sendai Framework for Disaster Risk Reduction 2015-2030, holistic disaster risk management at all levels	185	11.b.1 Evidence of disaster risk reduction strategies in PNG that is in line with the Sendai Framework for Disaster Risk Reduction 2015	KRA 7: Responsible Sustainable Development; Goal 7.2: Promote PNG's Environmental Sustainablility Issue	1 (2016)	National Disaster Centre, DPLLGA, IOM	National Disaster Centre, DPLLGA, IOM
	186	11.b.2.1 Number of provinces that have provincial disaster risk reduction strategies	KRA 7: Responsible Sustainable Development; Goal 7.2: Promote PNG's Environmental Sustainablility Issue	22 (2016)	National Disaster Centre, DPLLGA	National Disaster Centre, DPLLGA
	187	11.b.2.2 Number of provincial disaster risk reduction strategies that are in line with the new National Framework for Disaster Risk Reduction	KRA 7: Responsible Sustainable Development; Goal 7.2: Promote PNG's Environmental Sustainablility Issue	22	National Disaster Centre, DPLLGA	National Disaster Centre, DPLLGA
11.c Support PNG through financial and technical assistance, in building sustainable and resilient buildings utilizing local materials	188	11.c.1 Proportion of financial support to PNG that is allocated to the construction and retrofitting of sustainable, resilient and resource-efficient buildings utilizing local materials	KRA 2: Quality Infrastructure and Utilities KRA 7: Responsible Sustainable Development; Goal 7.2: Promote PNG's Environmental Sustainability Issue	-	IOM	IOM
Localized SDG Targets	**Ind. #**	**Localized SDG Indicator**	**MTDP III Key Result Areas**	**Baseline (Year)**	**Source**	**Responsible Agency**
Goal 12. Responsible Consumption and Production						
12.1 Implement the 10-Year Framework of Programmes on Sustainable Consumption and Production Patterns, for PNG, taking into account the development and capabilities of PNG	189	12.1.1 Number of national policies that can be mainstreamed into the PNG sustainable consumption and production (SCP) national action plan	KRA 1: Increased Revenue and Wealth Creation; Goal 1.6: Wealth Creation	11 (2014)	2014 FBO, MTDP 2 Pocket Book	DNPM
12.2 Achieve the sustainable management and efficient use of natural resources	190	12.2.1 Material footprint, material footprint per capita, and material footprint per GDP	KRA 1: Increased Revenue and Wealth Creation; Goal 1.6: Wealth Creation	-	-	DNPM
	191	12.2.2 Domestic material consumption, domestic material consumption per capita, and domestic material consumption per GDP	KRA 1: Increased Revenue and Wealth Creation; Goal 1.6: Wealth Creation	-	-	DNPM

12.3 Halve per capita food waste at the retail and consumer levels and reduce food losses along production and supply chains, including post-harvest losses	192	12.3.1 Global Food Loss Index of Papua New Guinea	KRA 3: Sustainable Social Development; Goal 3.9: Improve Nutrition Standard	-	-	DAL, NARI, FPDA
12.4 Achieve the environmentally sound management of chemicals and all wastes throughout their life cycle, in accordance with agreed international frameworks, and significantly reduce their release to air, water and soil in order to minimize their adverse impacts on human health and the environment	193	12.4.2.1 Hazardous waste generated per capita	KRA 7: Responsible Sustainable Development; Goal 7.1: Promote PNG's Environmental Stability	-	-	CEPA, CCDA
	194	12.4.2.2 Proportion of hazardous waste treated, by type of treatment	KRA 7: Responsible Sustainable Development; Goal 7.1: Promote PNG's Environmental Stability	-	-	CEPA, CCDA
12.5 Reduce waste generation through prevention, reduction, recycling and reuse	195	12.5.1 National recycling rate, tons of material recycled	KRA 7: Responsible Sustainable Development; Goal 7.1: Promote PNG's Environmental Stability	-	-	NCDC- Waste Management
12.6 Encourage companies, especially large and transnational companies, to adopt sustainable practices and to integrate sustainability information into their reporting cycle	196	12.6.1 Number of large national and transnational companies publishing sustainability reports	KRA 7: Responsible Sustainable Development; Goal 7.1: Promote PNG's Environmental Stability	-	-	CEPA
12.7 Promote public procurement practices that are sustainable, in accordance with national policies and priorities	197	12.7.1 Number of public procurement policies and action plans in PNG		-	-	CEPA, CCDA, DNPM
12.8 Ensure that people everywhere have the relevant information and awareness for sustainable development and lifestyles in harmony with nature	198	12.8.1 Mainstreaming of education for sustainable development (including climate change education) into curricula secondary schools in PNG	KRA 3: Sustainable Social Development; Goal 3.1: Improve Educational Services	-	DHERST 2015 AISHE Report	NDOE
12.a Support PNG to strengthen their scientific and technological capacity to move towards more sustainable patterns of consumption and production	199	12.a.1 Amount of external support received by PNG for research and development for sustainable consumption and production (SCP) and environmentally sound technologies	KRA 2: Quality Infrastructure and Utilities	-	-	CEPA
12.b Develop and implement tools to monitor sustainable development impacts for sustainable tourism that creates jobs and promotes local culture and products	200	12.b.1 Number of sustainable tourism strategies or policies and implemented action plans with agreed monitoring and evaluation tools		-	-	TPA
	201	12.b.2 Number of Tourism Organisations have sustainability accreditation	KRA 1: Increased Revenue and Wealth Creation; Goal 1.3: Employment Creation and Economic Opportunities KRA 7: Responsible Sustainable Development; Goal 7.1: Promote PNG's Environmental Stability	-	Tourism Accreditation bodies	TPA
12.c Rationalize inefficient fossil-fuel subsidies that encourage wasteful consumption by removing market distortions, in accordance with national circumstances, including by restructuring taxation and phasing out those harmful subsidies, where they exist, to reflect their environmental impacts, taking fully into account the specific needs and conditions of PNG and minimizing the possible adverse impacts on their development in a manner that protects the poor and the affected communities	202	12.c.1 Amount of fossil-fuel subsidies as a proportion of GDP (production and consumption)	KRA 7: Responsible Sustainable Development; Goal 7.1: Promote PNG's Environmental Stability	-	-	Department of Petroleum and Energy, CEPA, DoT
	203	12.c.2 Amount of fossil-fuel subsidies as a proportion of total national expenditure on fossil fuels	KRA 7: Responsible Sustainable Development; Goal 7.1: Promote PNG's Environmental Stability	-	-	Department of Petroleum and Energy, CEPA, DoT
Localized SDG Targets	**Ind. #**	**Localized SDG Indicator**	**MTDP III Key Result Areas**	**Baseline (Year)**	**Source**	**Responsible Agency**
Goal 13. Climate Action						
13.2 Integrate climate change measures into national policies, strategies and planning	204	13.2.1 Number of countries that have communicated the establishment or operationalization of an integrated policy/strategy/plan which increases their ability to adapt to the adverse impacts of climate change, and foster climate resilience and low greenhouse gas emissions development in a manner that does not threaten food production (including a national adaptation plan, nationally determined contribution, national communication, biennial update report or other)		3 (2017)	PNG National Climate Change Act , Draft PNG National REDD+ Strategy	CCDA
13.3 Improve education, awareness-raising and human and institutional capacity on climate change mitigation, adaptation, impact reduction and early warning	205	13.3.2 Number of plans/policies/actions that PNG has communicated the strengthening of institutional, systemic and individual capacity-building to implement adaptation, mitigation and technology transfer, and development actions	KRA 3: Sustainable Social Development; Goal 3.1: Improve Educational Services	-	-	CCDA

13.a Implement the commitment undertaken by developed-country parties to the UNFCCC to a goal of mobilising jointly $100 billion annually from all sources to address the needs of developing countries in the context of meaningful mitigation actions and transparency on implementation and fully operationalize the Green Climate Fund through its capitalization as soon as possible	206	13.a.1 Mobilised amount of USD per year starting in 2020 accountable towards the $100 billion commitment	KRA 7: Responsible Sustainable Development; Goal 7.2: Adapt to the Domestic Impacts of Climate Change and Contribute to Global Efforts to Abate Greenhouse Emissions	-	-	DNPM, CEPA
13.b Promote mechanisms for raising capacity for effective climate change-related planning and management in PNG, including focusing on women, youth and local and marginalised communities	207	13.b.1 Number of least developed countries and small island developing States that are receiving specialized support, and amount of support, including finance, technology and capacity-building, for mechanisms for raising capacities for effective climate change-related planning and management, including focusing on women, youth and local and marginalized communities	KRA 7: Responsible Sustainable Development; Goal 7.2: Adapt to the Domestic Impacts of Climate Change and Contribute to Global Efforts to Abate Greenhouse Emissions KRA 3: Sustainable Social Development; Goal 3.3: Resourceful and Productive Youth; Goal 3.5: Equal Opportunities for all Citizens to Benefit from Development	2 (2017)	Program/ Project reports	GoPNG, DPs, CPRJ

Localized SDG Targets	Ind. #	Localized SDG Indicator	MTDP III Key Result Areas	Baseline (Year)	Source	Responsible Agency
Goal 14. Life Below Water						
14.1 Prevent and significantly reduce marine pollution of all kinds, in particular from land-based activities, including marine debris and nutrient pollution	208	14.1.1 Index of coastal eutrophication and floating plastic debris density	KRA 7: Responsible Sustainable Development; Goal 7.1: Promote PNG's Environmental Stability	-	-	NFA
14.4 Regulate harvesting and end overfishing, illegal, unreported and unregulated fishing and destructive fishing practices and implement science-based management plans, in order to restore fish stocks in the shortest time feasible, at least to levels that can produce maximum sustainable yield as determined by their biological characteristics	209	14.4.1 Proportion of fish stocks within biologically sustainable levels	KRA 7: Responsible Sustainable Development; Goal 7.1: Promote PNG's Environmental Stability	1.4 million tonnes	Maximum Sustainable Yield Report	NFA
14.5 Conserve at least 10 per cent of coastal and marine areas, consistent with national and international law and based on the best available scientific information	210	14.5.1 Proportion of protected areas in relation to marine areas in PNG	KRA 7: Responsible Sustainable Development; Goal 7.1: Promote PNG's Environmental Stability	<1%	-	CEPA
14.7 Increase the economic benefits from the sustainable use of marine resources, including through sustainable management of fisheries, aquaculture and tourism	211	14.7.1 Sustainable fisheries as a percentage of GDP in PNG	KRA 1: Increased Revenue and Wealth Creation; Goal 1.6: Wealth Creation	2.30% (2006)	Fisheries Trade Agreement	Costal Fisheries
14.a Increase scientific knowledge, develop research capacity and transfer marine technology, taking into account the Intergovernmental Oceanographic Commission Criteria and Guidelines on the Transfer of Marine Technology, in order to improve ocean health and to enhance the contribution of marine biodiversity to PNG	212	14.a.1 Proportion of total research budget allocated to research in the field of marine technology	KRA 7: Responsible Sustainable Development; Goal 7.1: Promote PNG's Environmental Stability	K20m	-	Maritime Research
14.b Provide access for small-scale artisanal fishers to marine resources and markets	213	14.b.1.1 Existence of instruments that specifically target or address the small-scale fisheries sector (Yes = 40; No = 0)	KRA 7: Responsible Sustainable Development; Goal 7.1: Promote PNG's Environmental Stability	40	Project Development Fund to Small-Scale Farmers	NFA, Coastal Fisheries
	214	14.b.1.2 Existence of specific initiatives to implement the Small-Scale Fisheries Guidelines (Yes = 30; No = 0)	KRA 7: Responsible Sustainable Development; Goal 7.1: Promote PNG's Environmental Stability	30	Project Development Fund to Small-Scale Farmers	NFA, Coastal Fisheries
	215	14. b.1.3 Existence of mechanisms enabling small-scale fishers and fish workers to contribute to decision-making (Yes = 30; No = 0) processes	KRA 7: Responsible Sustainable Development; Goal 7.1: Promote PNG's Environmental Stability	30	Small-scale fisheries	Coastal Fisheries, NFA
	216	14.b.1 Composite indicator : Scores of 14.b.1.1 + 14.b.1.2 + 14.b.1.3	KRA 7: Responsible Sustainable Development; Goal 7.1: Promote PNG's Environmental Stability	100	PNG National Fisheries Authority	

Localized SDG Targets	Ind. #	Localized SDG Indicator	MTDP III Key Result Areas	Baseline (Year)	Source	Responsible Agency
Goal 15. Life On Land						
15.1 Ensure the conservation, restoration and sustainable use of terrestrial and inland freshwater ecosystems and their services, in particular forests, wetlands, mountains and drylands, in line with obligations under international agreements	217	15.1.1 Forest area as a proportion of total land area	KRA 7: Responsible Sustainable Development; Goal 7.1: Promote PNG's Environmental Stability	77.8% (2015)	2000-2015 forest assessment	PNG Forest Authority
	218	15.1.2.1 Proportion of important sites for terrestrial biodiversity that are covered by protected areas	KRA 7: Responsible Sustainable Development; Goal 7.1: Promote PNG's Environmental Stability	17% (2014)	CEPA Act 2014, Protect Area Plan	CEPA
	219	15.1.2.2 Proportion of important sites for freshwater biodiversity that are covered by protected areas	KRA 7: Responsible Sustainable Development; Goal 7.1: Promote PNG's Environmental Stability	-	2000-2015 forest assessment	PNG Forest Authority

15.2 Promote the implementation of sustainable management of all types of forests, halt deforestation, restore degraded forests and substantially increase afforestation and reforestation globally	220	15.2.1.1 Proportion of forest land that is degraded over total forest area	KRA 7: Responsible Sustainable Development; Goal 7.1: Promote PNG's Environmental Stability	6.7%, 2.43 million ha (2015)	2000-2015 forest assessment results	PNG Forest Authority
	221	15.2.1.2 Proportion of forest land with ongoing initiatives to halt deforestation	KRA 7: Responsible Sustainable Development; Goal 7.1: Promote PNG's Environmental Stability	-	-	PNG Forest Authority
	222	15.2.1.3 Proportion of forest land with active efforts at fighting forest degradation through afforestation and reforestation	KRA 7: Responsible Sustainable Development; Goal 7.1: Promote PNG's Environmental Stability	Affor: 3500 ha (2015)	2000-2015 forest assessment results	PNG Forest Authority
15.4 Ensure the conservation of mountain ecosystems, including their biodiversity, in order to enhance their capacity to provide benefits that are essential for sustainable development	223	15.4.1 Coverage by protected areas of important sites for mountain biodiversity	KRA 7: Responsible Sustainable Development; Goal 7.1: Promote PNG's Environmental Stability	6 EPA ha (2015)	2000-2015 forest assessment results	PNG Forest Authority
	224	15.4.2 Mountain Green Cover Index	KRA 7: Responsible Sustainable Development; Goal 7.1: Promote PNG's Environmental Stability	Forest lower: 1000-1500 Mid Mountain: 1500 – 2500 Upper Mountain: 2500 – 3200 Subalpine: >3200 (2015)	2000-2015 forest assessment results	PNG Forest Authority
15.5 Protect and prevent the extinction of threatened species by take urgent and significant action to reduce the degradation of natural habitats and halt the loss of biodiversity	225	15.5.1 Red List Index - International Union for Conservation of Nature (IUCN) Red list of threatened species (both flora (plants) and fauna (animals).	KRA 7: Responsible Sustainable Development; Goal 7.1: Promote PNG's Environmental Stability	-	-	CEPA,NFA
15.9 Integrate ecosystem and biodiversity values into national and local planning, development processes, poverty reduction strategies and accounts	226	15.9.1 Number of national plans and development processes and poverty reduction strategies that integrate ecosystem and biodiversity values	KRA 7: Responsible Sustainable Development; Goal 7.1: Promote PNG's Environmental Stability	-	-	DNPM
15.a Mobilise and significantly increase financial resources from all sources to conserve and sustainably use biodiversity and ecosystems	227	15.a.1 Total official development assistance received by PNG for conservation and sustainable use of biodiversity and ecosystems	KRA 7: Responsible Sustainable Development; Goal 7.1: Promote PNG's Environmental Stability	-	-	DNPM
15.b Mobilise significant resources from all sources and at all levels to finance sustainable forest management and provide adequate incentives to PNG to advance such management, including for conservation and reforestation	228	15.b.1 Official development assistance and public expenditure on forest management, conservation and reforestation	KRA 7: Responsible Sustainable Development; Goal 7.1: Promote PNG's Environmental Stability	-	-	DNPM

Localized SDG Targets	Ind. #	Localized SDG Indicator	MTDP III Key Result Areas	Baseline (Year)	Source	Responsible Agency
Goal 16. Peace, Justice and Strong Institutions						
16.2 End abuse, exploitation, trafficking and all forms of violence against and torture of children	229	16.2.2.1 Number of victims of human trafficking per 100,000 population, by sex, age and form of exploitation	KRA 4: Improved Law and Justice and National Security	-	Court Registry	NJSS
	230	16.2.2.2 Number of victims of human trafficking per 100,000 population, by sex, age and form of exploitation at the trans-national level	KRA 4: Improved Law and Justice and National Security	-	Court Registry	NJSS
	231	16.2.2.3 Number of victims of human trafficking per 100,000 population, by sex, age and form of exploitation at the domestic level	KRA 4: Improved Law and Justice and National Security	-	Court Registry	NJSS
	232	16.2.3 Proportion of young women and men aged less than 18 years who reported experienced of sexual violence	KRA 4: Improved Law and Justice and National Security	-	DHS 2006	DJAG, NSO
	233	16.2.4 Number of victims of Climate Change Impact Induced Migration by sex and age	KRA 7: Responsible Sustainable Development; Goal 7.2: Adapt to the Domestic Impacts of Climate Change and Contribute to Global Efforts to Abate Greenhouse Emissions	-	Climate Change adaption reports	CCDA
16.3 Promote the rule of law at the national and provincial levels and ensure equal access to justice for all	234	16.3.2 Unsentenced detainees as a proportion of overall prison population	KRA 4: Improved Law and Justice and National Security	-	CIS Registry	CS, NJSS
16.4 Reduce illicit financial and arms flows, strengthen the recovery and return of stolen assets and combat all forms of organized crime	235	16.4.1 Total value of inward and outward illicit financial flows (in current USD)	KRA 4: Improved Law and Justice and National Security	-	-	BPNG, Immigration, PNG Customs
	236	16.4.2 Proportion of seized small arms and light weapons that are recorded and traced, in accordance with international standards and legal instruments	KRA 4: Improved Law and Justice and National Security	-	-	Department of Defence, Police, Customs, Immigration
16.5 Substantially reduce corruption and bribery in all their forms	237	16.5.2 Proportion of businesses that had at least one contact with a public official and that paid a bribe to a public official, or were asked for a bribe by those public officials during the previous 12 months	KRA 4: Improved Law and Justice and National Security	-	Ombudsman Commission registry, Fraud squad Registry, Transparency Int. PNG registry	Ombudsman Commission, Depart of Police-Fraud squad, Transparency Int. PNG registry
16.6 Develop effective, accountable and transparent institutions at all levels	238	16.6.1 Primary government expenditures as a proportion of original approved budget, by sector (or by budget codes or similar)		56,525.36 (100%) (2016)	MTDP 2 Pocket Bk	DNPM

	239	16.6.2 Percentage of adults who said that they were very or fairly satisfied with three services (local health services, local schools and public transport)	KRA 2: Quality Infrastructure and Utilities	-	-	INA
	240	16.6.3 Open Budget Index score for PNG	KRA 4: Improved Law and Justice and National Security	50	-	INA
	241	16.6.4 Proportion of government departments and agencies at all levels that have been fully audited in the previous 12 months	KRA 4: Improved Law and Justice and National Security	55%	-	INA
16.7 Ensure responsive, inclusive, participatory and representative decision-making at all levels	242	16.7.2 Percentage of population that stated that 'Everyone decides together' about community development in their community, by sex and LLG	KRA 4: Improved Law and Justice and National Security	-	23	INA
16.8 Broaden and strengthen the participation of PNG in the institutions of global governance	243	16.8.1 List of international organizations in which PNG has voting rights	KRA 4: Improved Law and Justice and National Security	-	-	-
16.9 Provide legal identity for all, including birth registration	244	16.9.1 Proportion of children under 5 years of age whose births have been registered with a civil authority, by sex	KRA 6: Improved Governance; Goal 6.2: Develop a Centralized Civil and Identify Registry System	-	-	NID, Civil Registry
16.10 Ensure public access to information and protect fundamental freedoms, in accordance with national legislation and international agreements	245	16.10.1.1 Number of verified cases of arbitrary detention and torture of journalists and associated media personnel in the previous 12 months	KRA 4: Improved Law and Justice and National Security	-	Media Council Report	PNG Media Council
	246	16.10.1.2 Number of verified cases of arbitrary detention and torture of trade unionists in the previous 12 months	KRA 4: Improved Law and Justice and National Security	-	PNG Workers Report	PNG Workers Union
	247	16.10.1.3 Number of verified cases of arbitrary detention and torture of human rights activists in the previous 12 months	KRA 4: Improved Law and Justice and National Security	-	-	Transparency International PNG Report, Media Council
	248	16.10.1.4 Number of reported violence and games officials being assaulted and abused in the previous 12 months.	KRA 4: Improved Law and Justice and National Security	-	-	PNG Sports Foundation, PNG Sports Federation, PNG Olympic Committee, PNG National Rugby League
	249	16.10.2.1 Evidence that PNG has adopted constitutional, statutory and/or policy guarantees for public access to information	KRA 4: Improved Law and Justice and National Security	-	Media Council Report	PNG Media Council
	250	16.10.2.2 Evidence that PNG is effectively implementing constitutional, statutory and/or policy guarantees for public access to information	KRA 4: Improved Law and Justice and National Security	-	Sport	Ombudsman Commission registry

16.a Strengthen relevant national institutions, including through international cooperation, for building capacity at all levels, in PNG, to prevent violence and combat terrorism and crime	251	16.a.1 Existence in PNG of independent national human rights institutions in compliance with the Paris Principles	KRA 4: Improved Law and Justice and National Security	-	Conventions	DfCD, DPM-GESI registry, Court Registry, Public Solicitors Officer
16.b Promote and enforce non-discriminatory laws and policies for sustainable development	252	16.b.1 Proportion of population reporting having personally felt discriminated against or harassed in the previous 12 months on the basis of a ground of discrimination prohibited under international human rights law	KRA 4: Improved Law and Justice and National Security	-	DPM-GESI Registry, Court Registry, Public Solicitors Officer	DPM-GESI registry, Court Registry, Public Solicitors Office Registry
Localized SDG Targets	**Ind. #**	**Localized SDG Indicator**	**MTDP III Key Result Areas**	**Baseline (Year)**	**Source**	**Responsible Agency**
Goal 17. Partnerships For The Goals						
17.1 Strengthen domestic resource mobilization, including through international support to PNG, to improve domestic capacity for tax and other revenue collection	253	17.1.1 Total government revenue as a proportion of GDP, by source	KRA 1: Increased Revenue and Wealth Creation; Goal 1.6 Wealth Creation	-	-	DNPM/DoT/ BPNG
	254	17.1.2 Proportion of domestic budget funded by domestic taxes		-	-	DNPM/DoT/ BPNG /IRC
17.2 Ensure that developed countries implement fully their official development assistance commitments, including the commitment by many developed countries to achieve the target of 0.7 per cent of gross national income for official development assistance (ODA/GNI) to developing countries and 0.15 to 0.20 per cent of ODA/GNI to least developed countries; ODA providers are encouraged to consider setting a target to provide at least 0.20 per cent of ODA/GNI to least developed countries	255	17.2.1 Total official development assistance received by PNG in past year		-	-	DNPM/DoT/ BPNG
17.3 Mobilise additional financial resources for PNG from multiple sources	256	17.3.1 Foreign direct investments (FDI), official development assistance and South-South Cooperation as a proportion of total domestic budget	KRA 1: Increased Revenue and Wealth Creation; Goal 1.6 Wealth Creation	-	-	DNPM/DoT/ BPNG
	257	17.3.2 Volume of remittances (in United States dollars) as a proportion of total GDP	KRA 1: Increased Revenue and Wealth Creation; Goal 1.6 Wealth Creation	-	-	DNPM/DoT/ BPNG

17.4 PNG attains long-term debt sustainability through coordinated policies aimed at fostering debt financing, debt relief and debt restructuring, as appropriate, and address the external debt to reduce debt distress	258	17.4.1 Debt service as a proportion of exports of goods and services	KRA 1: Increased Revenue and Wealth Creation; Goal 1.2: Increase Exports	-	-	Dept of Treasury, BPNG
17.5 PNG adopt and implement investment promotion regimes	259	17.5.1 List of countries that have adopted and implement investment promotion regimes with PNG		-	-	Investment Promotion Authority
17.6 The North-South, South-South and triangular regional and international cooperation on and access to science, technology and innovation and enhance knowledge-sharing on mutually agreed terms, including through improved coordination among existing mechanisms, in particular at the United Nations level, and through a global technology facilitation mechanism is enhanced	260	17.6.1 Number of science and/or technology cooperation agreements and programmes with PNG, by type of cooperation		-	-	Dept of Foreign Affairs
	261	17.6.2.1 Fixed internet broadband subscriptions per 100 inhabitants, by speed	KRA 2: Quality Infrastructure and Utilities	6.5	ITU estimate	Telikom PNG, ITU
	262	17.6.2.2 3G & 4G Internet subscriptions per 100 inhabitants	KRA 2: Quality Infrastructure and Utilities	-	-	NICTA
17.7 PNG promotes the development, transfer, dissemination and diffusion of environmentally sound technologies, including on concessional and preferential terms, as mutually agreed	263	17.7.1 Total amount of funding received by PNG to promote the development, transfer, dissemination and diffusion of environmentally sound technologies	KRA 2: Quality Infrastructure and Utilities	-	2016 FBO, MTDP 2 Pocket Bk	DNPM
17.8 Fully operationalize the technology bank and science, technology and innovation capacity-building mechanism and enhance the use of enabling technology, in particular information and communications technology	264	17.8.1 Proportion of individuals using internet	KRA 2: Quality Infrastructure and Utilities	-	-	NICTA
17.9 International support for implementing effective and targeted capacity-building in PNG to support national plans to implement all the Sustainable Development Goals, including through North-South, South-South and triangular cooperation is enhanced	265	17.9.1 Dollar value of financial and technical assistance (including through North-South, South-South and triangular cooperation) received by PNG		-	2016 FBO, MTDP 2 Pocket Bk	DNPM

17.10 Promote a universal, rule-based, open, non-discriminatory and equitable multilateral trading system under the World Trade Organization, including through the conclusion of negotiations under the Doha Development Agenda	266	17.10.1 Total value of custom duties levied by PNG on imports from all its trading partners	KRA 1: Increased Revenue and Wealth Creation; Goal 1.5: Reduce Imports	-	-	PNG Customs, Dept. of Commerce & Industry
17.11 Increase the exports of PNG, in particular with a view to doubling PNG's share of global exports	267	17.11.1 Total value of PNG exports	KRA 1: Increased Revenue and Wealth Creation; Goal 1.2: Increase Exports	-	-	Dept. of Trade Commerce and Industry
17.12 Realise timely implementation of duty-free and quota-free market access on a lasting basis, consistent with World Trade Organization decisions, including by ensuring that preferential rules of origin applicable to imports are transparent and simple, and contribute to facilitating market access	268	17.12.1 Average tariffs faced by PNG on its exports	KRA 1: Increased Revenue and Wealth Creation; Goal 1.2: Increase Exports	-	-	PNG Customs, Dept. of Commerce & Industry
17.13 Enhance macroeconomic stability, including through policy coordination and policy coherence	269	17.13.1 Macroeconomic Dashboard		-	2016 FBO, MTDP 2 Pocket Bk	DNPM
17.14 Enhance policy coherence for sustainable development	270	17.14.1 Existence in PNG of mechanisms to enhance policy coherence of sustainable development		-	2016 FBO, MTDP 2 Pocket Bk	DNPM
17.15 Respect PNG's policy space and leadership to establish and implement policies for poverty eradication and sustainable development	271	17.15.1 Evidence of use of country-owned results frameworks and planning tools by providers of development cooperation		-	2016 FBO, MTDP 2 Pocket Bk	DNPM
17.6 Enhance the Global Partnership for Sustainable Development, complemented by multi-stakeholder partnerships that mobilise and share knowledge, expertise, technology and financial resources, to support the achievement of the SDGs in PNG	272	17.16.1 Existence of reports prepared by PNG on progress in multi-stakeholder development effectiveness monitoring frameworks that support the achievement of the SDGs		-	2016 FBO, MTDP 2 Pocket Bk	DNPM
17.17 Encourage and promote effective public, public-private and civil society partnerships, building on the experience and resourcing strategies of partnerships	273	17.17.1 Amount of United States dollars committed to public-private and civil society partnerships		-	2016 FBO, MTDP 2 Pocket Bk	DNPM
17.18 Enhance capacity-building support to increase significantly the availability of high-quality, timely and reliable data disaggregated by income, gender, age, race, ethnicity, migratory status, disability, geographic location and other characteristics relevant in national contexts	274	17.18.1 Proportion of sustainable development indicators produced at the national level with full disaggregation when relevant to the target, in accordance with the Fundamental Principles of Official Statistics		-	2016 FBO, MTDP 2 Pocket Bk	DNPM

	275	17.18.3 Existence in PNG of a national statistical plan that is fully funded and under implementation, by source of funding		-	2016 FBO, MTDP 2 Pocket Bk	DNPM
17.19 Build on existing initiatives to develop measurements of progress on sustainable development that complement gross domestic product, and support statistical capacity-building	276	17.19.1 Dollar value of all resources made available to strengthen statistical capacity in PNG		-	2016 FBO, MTDP 2 Pocket Bk	DNPM
	277	17.19.2.1 Evidence that PNG has conducted one population and housing Census 2011 in the last 10 years	KRA 8: Responsible Population	-	Census 2011	NSO
	278	17.19.2.2 Evidence that PNG has 100% national Birth registration coverage	KRA 6: Improved Governance; Goal 6.2: Develop a Centralised Civil and Identify Registry System	-	Census 2011	NSO
	279	17.19.2.3 Evidence that PNG has 80% national death registration coverage	KRA 6: Improved Governance; Goal 6.2: Develop a Centralised Civil and Identify Registry System	-	Census 2011	NSO

Department of National Planning and Monitoring
PO Box 631 Waigani, National Capital District
Papua New Guinea

T +(675) 3084014/3084152
W www.planning.gov.pg