


STRATEGIC FRAMEWORK FOR PACIFIC STATISTICS 2022–30

THE PACIFIC REGIONAL STATISTICS SYSTEM
OCTOBER 2022




SDD
Statistics for
Development
Division

STRATEGIC FRAMEWORK FOR PACIFIC STATISTICS 2022–30

THE PACIFIC REGIONAL STATISTICS SYSTEM
OCTOBER 2022

Cover picture: © SPC, Elodie Lionnet



Prepared for publication at SPC's Headquarters,
BP D5, 98848, Noumea Cedex, New Caledonia
October 2022

© Pacific Community (SPC) 2022

All rights for commercial/for profit reproduction or translation, in any form, reserved. SPC authorise the partial reproduction or translation of this material for scientific, educational or research purposes, provided that SPC and the source document are properly acknowledged. Permission to reproduce the document and/or translate in whole, in any form, whether for commercial/for profit or non-profit purposes, must be requested in writing. Original SPC artwork may not be altered or separately published without permission.

Disclaimer: While efforts have been made to ensure the accuracy and reliability of the material contained in this report, SPC cannot guarantee that the information is free from errors and omissions, and do not accept any liability, contractual or otherwise, for the content of this report or any consequences arising from its use.

CONTENTS

ACRONYMS	4
FOREWORD	6
INTRODUCTION AND BACKGROUND.....	7
VISION	10
CONTEXT	10
FOCUS	11
THEORY OF CHANGE	13
OUTCOME	14
PATHWAYS.....	14
KEY FOCUS AREAS	16
STATISTICAL PRODUCTION, MANAGEMENT, DATA UPTAKE, AND USE.....	16
STATISTICAL SUPPORT SERVICES.....	17
IMPLEMENTING THE STRATEGIC FRAMEWORK.....	18
STATISTICAL GOVERNANCE & COORDINATION.....	20
STRATEGIC RESULTS FRAMEWORK	22
APPENDIX 1: PRINCIPAL PARTNERS IN SELECTED AREAS OF PACIFIC STATISTICS DEVELOPMENT	26
APPENDIX 2: UN FUNDAMENTAL PRINCIPLES OF OFFICIAL STATISTICS	27
APPENDIX 3: THE FIVE PILLARS OF THE WORLD BANK STATISTICAL PERFORMANCE INDICATOR.....	28
APPENDIX 4: SELECTED LIST OF GLOBAL AND REGIONAL CONVENTIONS, TREATIES AND AGREEMENTS WITH NATIONAL REPORTING AND INDICATOR REQUIREMENTS	29

ACRONYMS

ABS	Australian Bureau of Statistics
ADB	Asian Development Bank
BAG	Brisbane Accord Group
CRC	Convention on the Rights of the Child
CEDAW	Convention on the Elimination of all forms of Discrimination Against Women
COVID-19	coronavirus disease of 2019
CROP	Council of Regional Organisations in the Pacific
CRPD	Convention on the Rights of Persons with Disabilities
CRVS	Civil Registration and Vital Statistics
CSO	Civil Society Organisation
DAC	Development Assistance Committee (of the OECD)
DDPG	Donor and Development Partner Group
DHS	Demographic and Health Survey
FAO	Food and Agriculture Organization of the United Nations
FEMM	Forum Economic Ministers' Meeting
HDI	Human Development Index
HIES	Household Income and Expenditure Survey
HoPS	Heads of Planning and Statistics
ILO	International Labour Organization
IMF	International Monetary Fund
LFS	Labour Force Survey
MICS	Multiple Indicator Cluster Survey (UNICEF)
NMDI	National Minimum Development Indicator
NSDS	National Strategy for the Development of Statistics
NSO	National Statistics Office
NSS	National Statistical System
OCO	Oceania Customs Organisation
ODA	Official Development Assistance
OECD	Organisation for Economic Cooperation and Development
PARIS 21	Partnership in Statistics for Development in the 21 st Century
PDH	Pacific Data Hub
PFTAC	Pacific Financial Technical Assistance Center
PHC	Population and Housing Census
PICTs	Pacific Island countries and territories
PIFS	Pacific Islands Forum Secretariat
PLGED	Pacific Leaders Gender Equity Declaration
PSD	Activity for Improving Access to Pacific Statistics and Data (MFAT Funded)
PSMB	Pacific Statistics Methods Board

PSSC	Pacific Statistics Standing Committee
SDD	Statistics for Development Division (of the SPC)
SDG	Sustainable Development Goal
SIAP	United Nations Statistical Institute for Asia and the Pacific
SPC	Pacific Community
SPTO	South Pacific Tourism Organisation
TYPSS	Ten-Year Pacific Statistics Strategy 2010-2020
TYPSS II	Strategic Framework for Pacific Statistics 2022-2030
UNCTAD	United Nations Conference on Trade and Development
UNDP	United Nations Development Programme
UNFPA	United Nations Population Fund
UNGIST	United Nations Global Network of Institutions for Statistical Training
UNICEF	United Nations Children’s Fund
UNESCAP	United Nations Economic and Social Commission for Asia and the Pacific
UNITAR	United Nations Institute for Training and Research
UNSD	United Nations Statistics Division
USP	University of the South Pacific
VNR	Voluntary National Review
WB	World Bank
WBSPI	World Bank Statistical Performance Indicator

FOREWORD

(By Chair of HoPS)

INTRODUCTION AND BACKGROUND

Pacific statistics: The foundation for delivering benefits for all Pacific people

The Pacific Island countries and territories (PICTs) are at a critical time for their future economic and social development. The countries of the region are struggling to recover from the impacts of the global pandemic on hardship, poverty, and almost all other aspects of Pacific life and livelihoods. Reliable, timely and accessible data are essential to support national, regional and global efforts to address the impacts of the pandemic as well as to address other national development needs and priorities.

In the last decade, PICT governments have acceded to many new and additional regional and global reporting commitments through treaties, conventions, and other multilateral agreements. In addition, the global community is now midway through the period of the 2030 Agenda for Sustainable Development (Agenda 2030), and the Pacific has its own regional aspirations for 2050 through the Pacific Roadmap for Sustainable Development and 2050 Strategy for the Blue Pacific Continent. The glue that binds all these national, regional and global commitments together is made of data, statistics, and indicators. Without statistical, evidence-based benchmarks and indicators providing an ever-broader and deeper range of data, it will be difficult to measure progress towards achieving all the desired goals and outcomes.

Strategies, plans and policies with their desired goals and outcomes need to be informed by statistical information that is comprehensive, comparable, and coherent at a regional level. As the demand for national, regional and global goals, strategies, and collaboration increases, the need for timely and comprehensive statistics at a regional level will intensify. This necessitates stronger coordination and collaboration among National Statistical Offices (NSOs), donors and development partners, civil society partners and statistics users throughout the Pacific statistical stakeholder community.

Pacific statistics have come a long way in the last decade, but there is still further to go to keep up with and realise the full potential of available technology and the demand for an ever-broader scope of coverage. This includes improved relevance, timeliness, reliability, maintenance, and accessibility of national data and statistics, capturing administrative data and the alternative sources of data from mobile phones, satellite imagery, the finance, and commercial sectors, and the increasing digitalisation of all aspects of daily life.

This new Strategic Framework for Pacific Statistics 2022–30 provides the basis for these statistical demands to be met and for statistics to be used for the development of evidence-based policies and measures for the benefit of all Pacific people.

The Ten-Year Pacific Strategy for Statistics 2011–20

The Ten-Year Pacific Statistics Strategy (TYPSS) 2011–20 was a regional response to the need for a comprehensive plan to improve and develop the collection of data and use of statistics in the Pacific region. It was adopted by leaders of Pacific Islands Countries and Territories (PICTs) in 2009, and its implementation overseen by the Heads of Planning and Statistics. It assumed that, despite Pacific diversity, there were several common constraints to statistics in the region that could be more effectively addressed through coordinated action at the regional level. It sought to move away from annual and ad hoc planning and resourcing of statistical collections and

related statistical activities by the many PICT governments and donors and development partners. A lack of proper coordination was leading to uncoordinated cycles of statistical production, and National Statistics Offices (NSOs) becoming overstretched in terms of capacity and under-resourced for their core census and survey programmes. A Pacific Statistics Steering Committee (PSSC) was established¹ to monitor the implementation of TYPSS under the oversight of the Heads of Planning and Statistics (HoPS) at the latter's approximately biennial meetings.

TYPSS outlined a series of short- and long-term programs to contribute to national statistics capacity development and regional coordination. It was implemented in three distinct phases. Reviews and realignment during each phase enabled the strategy to evolve and respond to developments in statistics and emerging needs and opportunities. Greater demands have continued to be placed on NSOs with increased expectations to assist in the monitoring of the Sustainable Development Goals (SDGs), and regional and global development commitments, and to expand statistical collections to include emerging challenges such as climate change and disasters and provide gender-disaggregated data.

The End-of-TYPSS review and evaluation, conducted in 2021, concluded that, overall, NSOs had made significant progress in statistical collection and capability development.^{2 3} The evaluation also concluded that a wide range of supporting projects and technical assistance activities had been delivered to NSOs – by the Statistics for Development Division⁴ (SDD) of the Pacific Community (SPC), and by donors and development partners bilaterally or in partnership, Figure 1 and Appendix 1.

Measures of progress are many. They include improved scores in the World Bank's Statistical Capacity Indicator^{5,6}, increases in the number of core collections being successfully conducted and analysed, and expanded breadth and depth of data coverage for key indicators including the SDGs, gender, merchandise trade, reporting of birth and death registrations, and the development and implementation of National Strategies for the Development of Statistics (NSDS). In addition, the dissemination and analysis capacity of SPC was improved in Phase 3 of TYPSS and a new development indicator database was established, the PDH.Stat platform in the Pacific Data Hub (PDH).⁷ The PDH, hosted by SPC, was launched as a regional public good in 2020. It will maintain a regional statistics, data, and knowledge hub for the SDGs; national, regional, and global indicators; and dashboards for priority thematic areas including the SDGs, gender and human rights.

The End of TYPSS review also identified selected, priority areas for future attention, see Box 1. These are central to the new Strategic Framework.

¹ Subsequently revised to Pacific Statistics Standing Committee

² Sustineo. (2021) Department of Foreign Affairs and Trade. End of Ten-Year Pacific Statistics Strategy Evaluation Final Report

³ The implementation of TYPSS has benefitted from a number of evaluations and reviews. These include SDD's Performance Improvement Framework (PIF) Review (2016), Pacific Statistics Steering Committee Meeting (PSSC-13) (2016), Sustineo's Pacific Statistics Assessment (2016), TYPSS Phase 2 Review (2017), and the TYPSS Final Evaluation (2021)

⁴ SDD was originally the Statistics Programme and was upgraded to a Division of SPC in 2012

⁵ <https://datatopics.worldbank.org/statisticalcapacity/SCIdashboard.aspx>

⁶ Now World Bank Statistical Performance Indicators (WBSPi); [SPI \(worldbank.org\)](https://worldbank.org)

⁷ The PDH and PDH.Stat are components in the NZ MFAT funded Activity for Improving Access to Pacific Statistics and Data (PSD).

Box 1. End of TYPSS review: Key areas for future action

The End of TYPSS review noted the following key areas for future action in the successor strategic framework.

- The growing complexity of statistical needs in the region requires a more strategic approach to regional statistics development and support.
- More emphasis to be given to capacity and capability building to enable NSOs to meet challenges and capability needs including analysis / interpretation.
- Stronger statistical coordination and governance arrangements are required both regionally and nationally, to enhance efficiency and cost-effectiveness of statistical production, dissemination, and use.
- Make more use through accessibility and deeper analysis of existing data, including administrative data and alternative data sources.
- Capabilities and capacities to be developed to assist NSOs address emerging sector-specific needs for statistics.
- Regular review and updates are required to identify gaps and priorities, both national and regional, that should inform the delivery of assistance and support by all partners.

Towards a new strategic framework

Statistics are collected or otherwise compiled by PICT governments, their ministries, agencies, state-owned enterprises, and many other organizations. The latter include the CROP (Council of Regional Organisations in the Pacific) agencies, other regional agencies (including the UN system and international finance institutions), and many donors and development partners as well as CSOs. The region's governments and supporting organisations are signatories to Agenda 2030 and the SDGs and many other key statistical commitments such as the Pacific Roadmap for Sustainable Development, the SAMOA Pathway, and many other regional and global commitments; see Appendix 4.⁸

The scope, relevance, reliability, timeliness, and accessibility of trusted Pacific data and statistics support well-informed policy decisions and investments that help improve the lives of Pacific people. This applies to the full policy and investment cycles, from statistical design to analysis, evaluation, redesign, and use, across all demographic groups, relevant sectors and cross-sector issues. Historically, PICT policy performance has tended to be less effective than that of other regions and this presents an opportunity for further development if the process is strengthened.⁹ Good statistics and data have a vital role to play in strengthening the policy process, and in supporting inclusive, accountable and transparent governance.

In addition to being the basis for evidence-based planning, decision-making, and policy formulation, relevant, reliable, and timely statistics are also essential for managing the efficient and cost-effective delivery of basic public services. This is especially important for the most vulnerable and disadvantaged in society, ensuring accountability and transparency of government services and actions. Moreover, quality statistics are essential to tracking development impact, measuring aid effectiveness, and enabling social inclusion through accessible and appropriate public services.

⁸ It is estimated that most PICT governments are parties to an average of around 30 regional and global treaties, conventions or other commitments that require the reporting of progress/monitoring indicators.

⁹ For PICT member countries see ADB (2021) Report on the 2020 Country Performance Assessment Exercise. Manila; also IMF Article IV Staff reports: <https://www.imf.org/en/Publications/SPROLLS/Article-iv-staff-reports#sort=%40imfdate%20descending>

VISION

A region where all Pacific people benefit from the resilient and sustainable development of their societies, economies, and environments through access to and use of more comprehensive, relevant, reliable, timely and accessible data to inform policy and evidence-based decision-making.

CONTEXT

The Strategic Framework addresses the key areas for future attention that were identified by the End of TYPSS review. It also addresses the current and emerging issues that confront the development of statistics in the region, including increasing complexity of statistical collections, new sources of data, increasing demand for access to and for more comprehensive and detailed analysis of the available data.

The End of TYPSS review recommended that rather than being a prescriptive strategy, its successor should be designed as a more strategic and less prescriptive framework for statistics development. This recognised that apart from those actions directed through SPC, the Strategic Framework would not have direct control or accountability for all statistical investments or related activities in the region. Further, it was proposed that the Outputs and Key Focus Areas (KFAs) for the Strategic Framework be more closely aligned with statistical capability framework¹⁰. This latter recommendation is a longer-term focus for the development of Pacific statistics.

In the context of the post-COVID-19 environment, the statistical landscape of the PICTs continues to change and evolve, and this is reflected in the new Strategic Framework. As more attention is paid to efficiency and cost-effectiveness and the use of data for performance monitoring and evaluation, there has been a continuing increase in the demand for real-time and more granular data and indicators. This is coupled with the potential to use evolving statistical methodologies, the wider use of new technologies for statistical collections, analysis, and dissemination, and the availability of new and alternative sources of data. There has also been a need to address the statistical demands of a wider range of specialists, sectors, and thematic priorities, and to ensure alignment with regional strategies and global reporting commitments.

National Statistical Systems (NSS) need to be developed in a more holistic manner to capture all forms of data relevant to the social and economic development of the PICTs. This includes administrative data, geospatial, mobile phone, and digital data of all kinds, including from the civil society and the private sector.

Whilst telecommunications across the region have improved in the last few years, there are still many gaps in the ability of NSOs to take advantage of available technologies and introduce new methodologies. These developments will have a lasting effect on the way regional support for

¹⁰ Examples include the Australian Bureau of Statistics (ABS) Integrated Statistical Capability Framework. Robert S. Letheby and Donna Nicholson (undated) The ABS Statistical Capability Framework – The First Step in Transforming the Statistical Capability Learning Environment. Australian Bureau of Statistics. Canberra

statistics is undertaken and delivered. Online networking, learning, exchange of data, and the greater integration of national web platforms linked to PDH, will support the modernisation of national statistical systems and enhance more effective use being made of new approaches through digitisation.

There has also been an increase in the number and level of engagement of development partners and donor agencies in national (NSS) and regional statistical systems. The number and scope of the principal stakeholders in core statistical collections and support activities are illustrated in Appendix 1. This emphasises the need for greater coordination and collaboration between NSOs, partners and donors through the regional statistical governance structure. Strengthening the regional statistical governance structure is a principal objective of the Strategic Framework.

Restrictions in movement imposed in response to COVID-19 have significantly impacted the role and operations of NSOs and the available modalities for the delivery of support for statistical development. These changes have necessitated rapid adaptation in the ways that NSOs operate and undertake the collection of censuses and survey data and in the way in which statistical services and capability support are delivered remotely.

While the demand for and complexity of statistics are increasing, adequate resources for statistical development are constrained in many countries.

FOCUS

The Strategic Framework provides a framework through which statistical support can be channeled to NSO/NSS and users of statistics with particular reference to the SDGs, other national, regional, and global development reporting, and data requirements for policy development. The Framework, therefore, has a focus on the capacity and capability development of NSOs and national and sectoral policy analysts as a core objective. Other core objectives are to strengthen and improve the quality, coverage, efficiency, and cost-effectiveness of statistical collections and data processing, the analysis and interpretation of data, the availability, dissemination, and access to data, monitoring, evaluation and learning, and regional statistical governance and coordination.

All statistical support and activities under the Strategic Framework will be guided by the United Nations Fundamental Principles of Official Statistics (see Appendix 2)¹¹ and the “Pacific Way”¹². Workstreams under the Strategic Framework will be designed to be mutually supportive as illustrated in Figure 1.

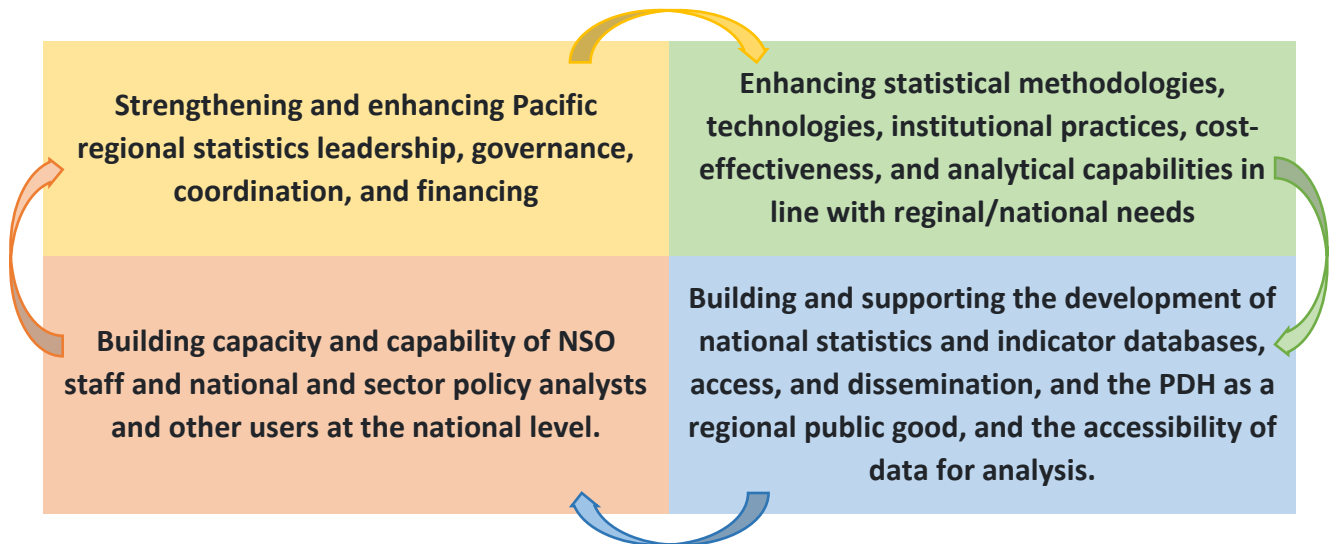
Activities to be delivered under the umbrella of the Strategic Framework will support the region’s NSOs, and other data producers (administrative data and private sector enterprises) in the production and compilation of the data requirements for meeting the 2030 Agenda for Sustainable Development, national, regional, and global policy development and reporting, and

¹¹ A ten-point standard developed by the Conference of European Statisticians (CES) in 1992, adopted by the UN Statistical Commission in 1994 and by the UN General Assembly in 2014 (resolution A/RES/68/261); [UNSD — Fundamental Principles of National Official Statistics](#) ; see also Appendix 2

¹² The Pacific Way is taken here as being rooted in the diverse history, cultures and geography of the region, tempered with humility and respect for the traditional values, knowledge and a mutual understanding between the people of the Pacific,

analysis for research and policy formulation. In this regard the 2030 Agenda calls for regular follow-up and review of the achievement of the goals and targets “based on evidence, informed by country-led evaluations and data which is high-quality, accessible, timely, reliable and disaggregated by income, sex, age, race, ethnicity, migration status, disability, and geographic location and other characteristics relevant in national contexts”¹³

Figure 1: Mutually Supportive Work Streams for the Strategic Framework.



Activities will also support data users (government agencies, CROP and other regionally based organisations/agencies, private sector enterprises, academia, and civil society) in the analysis and interpretation of the data to better inform decisions on policy and measures to enhance the lives, livelihoods, and resilience of the people of the region.

Capacity and capability development

Capacity development in building statistical literacy, analytical capacity, and capability for government and national users of data for policy analysis is specifically identified and will be a principal theme in the Framework. Initially, this will include:

- a stronger focus on assessing and building NSO and national user capability and capacity for supporting national and sector statistical priorities and policy analysis. This will enable the targeted provision of support, based on the capability maturity (including technology) of NSOs and national policy and planning capacities, leading to the development of the capability to respond to emerging needs and opportunities. This will, in part be achieved through the:
 - use of capability development approaches that support NSOs to manage staff turnover, build statistical literacy, statistical analysis, and interpretation; and
 - increased use of South-South support, including building the capability of NSOs to provide such support.
- targeted capacity development programmes will be developed to meet individual country needs to be based on the capacity/capability assessments for each NSO and country user.

¹³ See: <https://sustainabledevelopment.un.org/post2015/transformingourworld>, para. 74

Statistical collection, production, analysis, and dissemination

- Promoting and supporting the collection or other forms of statistical production, analysis, and dissemination of more accessible data and indicators for SDGs, national, regional, and global indicators, and reporting. This will:
 - support the evaluation and testing of alternative technologies and methodologies, as well as alternative data sources for their applicability in the Pacific region.
 - encourage the use of all available datasets including official statistics and other administrative, geospatial, mobile-phone, financial, and commercial system data and other emerging sources as appropriate.
 - meet new and emerging sector-specific needs for statistics, including agriculture, food systems, tourism and trade, climate change, environment, migration, labour and employment, e-commerce, gender, disability, and social protection and welfare.
 - include the development of knowledge products, including dashboards, visualisations and information papers to support evidence-based policy decision-making.
 - Maintaining and expanding the PDH.Stat data and indicator database within the Pacific Data hub.

Statistical governance and coordination

- Strengthening statistical governance and coordination will include the consolidation and publication of information on statistics-related investments and activities provided by all donors and partners. This will be achieved through:
 - a stronger role for regional statistical governance in setting directions, priorities, and strategy; and
 - a stronger focus on strategic-level, whole-of-region coordination of statistical investment and support activities; through
 - enhanced engagement between partners with the NSS, including strengthening relationships, advocacy for resourcing and use of data, brokering collaboration, support, and leadership; and
 - promoting and supporting the modernisation of statistical legislation and institutional arrangements through National Strategies for Statistical development (NSDS) or equivalent national statistics development strategies.

Monitoring, evaluation, learning, and adaptation

- The collation and publication of measures of progress in the implementation of the Strategic Framework will be assessed against a monitoring and evaluation framework, with particular reference to:
 - Capacity and capability development and measurement of progress;
 - Statistical governance and coordination/partnerships;
 - Availability of, and access to data and indicators;
 - The scope and range of data and indicators are being compiled for national, regional, and global development monitoring and reporting.

THEORY OF CHANGE

Statistical capacity and capability building across all aspects of the statistical cycle encompassed by the Strategic Framework will need to be both sustained and sustainable. Capacity and capability development will therefore be mainstreamed through all aspects of the Framework.

Programmes will be tailored to meet the varying needs of the NSOs and statistics users with national administrations and civil society organisations (CSOs). This will be done in partnership with regional and global agencies providing training across the statistical spectrum.

The Theory of Change for the Strategic Framework for Pacific Statistics is depicted in Figure 2. This envisages **The Vision** being realised through the development of highly competent national statistical systems coordinating and collaborating within a Pacific Regional Statistics System that together meet national, regional, and international statistics needs for evidence-based policy, planning, monitoring, and reporting.

OUTCOME

The Outcome of the Strategic Framework for Pacific Statistics is the production of highly competent and sustainable national statistics systems that meet national and international statistics needs for evidence-based policy, planning, and monitoring.

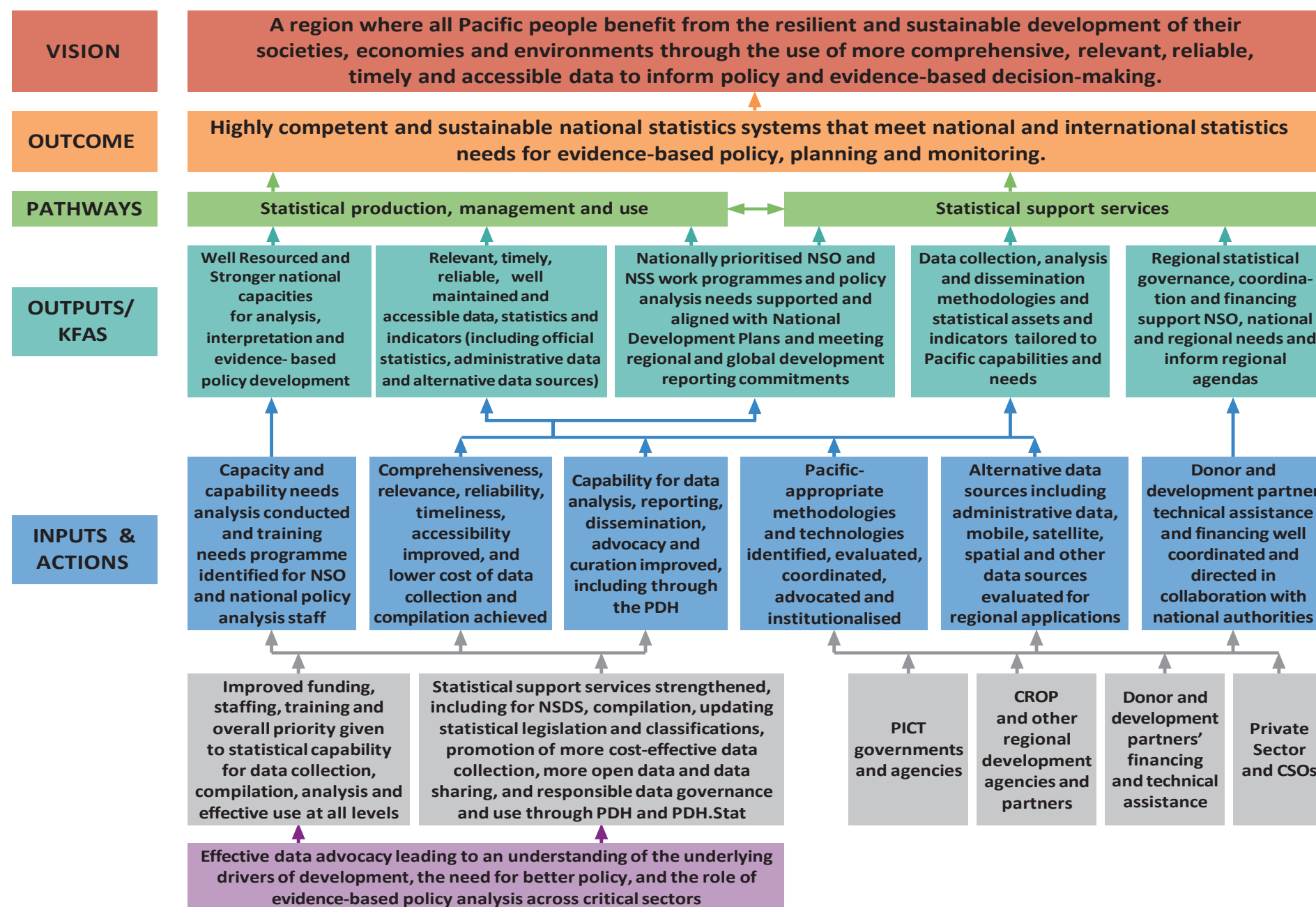
PATHWAYS

Two Pathways are envisaged: the first is for statistical production, management, and use, and the second for statistical support services. In harmony, and with support from development partners and donors, these two Pathways encompass the whole of the statistics cycle.

These Pathways are themselves served by five mutually supportive and interlinked **Outputs/Key Focus Areas** that cover capacity and capability development for NSOs and statistics national users; support to the improvement and efficiency in statistical collections, production, analysis and dissemination; support to statistical priority-setting by NSOs through NSDS; and regional statistical governance and coordination with and between NSOs, statistical stakeholders and development partners and donors.



Figure 2: Strategic Framework for Pacific Statistics: Theory of Change



KEY FOCUS AREAS

Two broad Pathways and Five Key Focus Areas (KFAs) have been identified by the Strategic Framework: the two Pathways are first, **statistical production, management, data uptake and use** in policy analysis and decision-making, and secondly **statistical support services**.

Pathway 1: Statistical production, management, and use

KFA 1: Well-resourced and stronger national capacities for analysis, interpretation and evidence-based policy development

KFA 2: Relevant, timely, reliable, well maintained and accessible data, statistics, and indicators (including official statistics, administrative data and alternative data sources)

KFA 3: Nationally prioritised NSO and NSS work programmes and policy analysis needs supported and aligned with National Development Plans and meeting regional and global development reporting commitments; KFA 3 also serves Pathway 2

Pathway 2: Statistical Support Services

KFA 4: Data collection, analysis and dissemination methodologies, statistical assets and indicators tailored to meet Pacific capabilities and needs

KFA 5: Regional statistical governance, coordination, and financing support NSO, national and regional needs and inform regional agendas

STATISTICAL PRODUCTION, MANAGEMENT, DATA UPTAKE, AND USE

KFA 1: Well-resourced and stronger national capabilities for statistical collection, analysis, interpretation, and evidence-based policy development

Current State 2022	Pathways	Future State 2030
Inadequate resourcing (funds, staff, skills, legislation, advocacy) continue to be major constraints on NSOs and policy analysts in the development of evidence-based policy.	<ul style="list-style-type: none"> A comprehensive capability assessment of NSOs (including self-assessment) is undertaken to identify needs, gaps, and priorities that can inform the prioritisation and targeting of capability development support. A consolidated picture or dashboard of NSO progress in statistical collections, data dissemination, and capability development that is visible to all stakeholders, is developed and maintained. NSO capabilities in production, analysis, and interpretation of statistical knowledge products continue to be developed. Promotion of more cost-effective data collection, open data, data sharing, governance, and use. The Regional Fund for Core Statistics Collections that was endorsed by the Forum Economic Ministers Meeting in 2019 is implemented, and adequate resources are available to implement the Framework. The NSOs' leadership role in NSS is strengthened through implementation of NSDS. 	<p>All PICTs have the technical capacity and statistical capability to manage and implement, analyse, interpret, and use core statistical collections, including greater use and integration of key administrative databases.</p> <p>NSSs are adequately resourced, cost-effective, and efficient in delivering relevant, high-quality, timely, and reliable statistics at the required granular levels for reporting and policy analysis.</p>

KFA 2: Relevant, timely, reliable, well maintained, and accessible statistics and indicators

Current State 2022	Pathways	Future State 2030
<p>Lack of open data and data advocacy continues to lead to a lack of understanding of the underlying drivers of development, the need for better policy analysis, and the role of evidence-based policy across critical sectors.</p> <p>PDH.Stat indicator platform has demonstrated that a central repository of Pacific data and indicators is a valuable public good.</p>	<ul style="list-style-type: none"> ▪ The PDH Microdata Library strives to extend the coverage of Data Licence Agreements (DLA) to all core data collections, enabling easier access to microdata for research under controlled/protected conditions. ▪ The PDH.Stat indicator platform continues to extend its scope and coverage of Pacific indicators. ▪ NSOs improve their national websites in terms of scope, relevance, timeliness, reliability, maintenance, and accessibility of national data and statistics, including administrative data. ▪ PDH is institutionalised as a regional public good. ▪ An agreed set of national/regional development indicators is developed to replace the National Minimum Development Indicators (NMDI) in TYPSS. 	<p>All PICTs are producing and disseminating (either in-house or through technical assistance) an agreed core set of high-quality economic, social, and environmental statistics in a timely and user-friendly manner in line with national priorities and are integrating SDGs and regional/global reporting requirements.</p> <p>Indicators gathered from censuses and surveys are aligned as far as possible with the agreed national/regional core indicators and indicators required for national, regional, and global reporting and monitoring.</p> <p>PDH is recognised internationally as the home of available, open, and easily accessible Pacific data, statistics, and indicators.</p>

KFA 3: Nationally prioritised NSO and NSS work programmes and policy analysis needs are supported and aligned with National Development Plans and meet regional and global development reporting commitments

Current State 2022	Pathways	Future State 2030
<p>Nine PICTs have NSDS under implementation; of which two are engaged in updates of their NSDS. Four other PICTs have NSDS in various stages of development and/or finalisation.</p>	<ul style="list-style-type: none"> ▪ NSDS are completed for all PICTs that require them. ▪ Existing NSDS are updated as required, and successfully implemented, leading to improved statistical performance. ▪ Promotion of more cost-effective data collection, open data, data sharing, governance, and use. ▪ Promotion of high-quality, timely and reliable data disaggregated by income, gender, age, ethnicity, migratory status, disability, geographic location and other characteristics relevant in national contexts. ▪ Donors and development partners coordinate their activities more effectively through the Donor and Development Partner Group (DDPG). 	<p>All PICTs have in place and are successfully implementing an NSDS or other statistical development plan that articulates national priorities in line with their national development strategies and is aligned with the agreed core set of statistics.</p> <p>The five-year core collections programme is being conducted on schedule supported by adequate funds and resources.</p> <p>Through NSDS and strengthened NSS, PICTs introduce measures to improve sharing and use of data among NSOs and Ministries and are more willing to grant access to suitably protected microdata.</p>

STATISTICAL SUPPORT SERVICES*KFA 4: Data collection analysis and dissemination methodologies, statistical assets and indicators tailored to Pacific capabilities and needs*

Current State 2022	Pathways	Future State 2030
<p>Internationally recommended methodologies and technologies, adapted for use in the Pacific, are being</p>	<ul style="list-style-type: none"> ▪ Recent developments in information and communications technologies favour the NSOs through substantial declines in technology costs, the lowering of communications charges, and the 	<p>Through the PSMB national statistics and regional stakeholders are advised on an ongoing basis about emerging statistical tools, systems, international</p>

<p>regularly identified, evaluated, coordinated, advocated, and institutionalised through the Pacific Statistics Methods Board (PSMB).</p> <p>Alternative data sources including administrative data, big data, mobile data, satellite, and spatial data continue to be evaluated for regional applications.</p>	<p>growth in ready-to-use low-cost tools and systems.</p> <ul style="list-style-type: none"> There continue to be considerable opportunities for better use of administrative data to meet statistical data needs. PSMB provides broader and deeper opportunities for the review and testing of new statistical methodologies and technologies for the region. Alternative data sources are continuously being evaluated for regional applications. 	<p>standards, and appropriately scaled technologies, methodologies, and approaches that are fit for purpose for the PICTs.</p> <p>Appropriate alternative data sources are introduced to improve data relevance, quality, timeliness, availability, and useability.</p> <p>NSOs continue to regard PSMB as an effective channel through which new methodologies and technologies are tested for Pacific relevance.</p>
--	--	--

KFA 5: Regional statistical governance, coordination and financing support NSO, national and regional needs and inform regional agendas

Current State 2022	Pathways	Future State 2030
<p>Many new donors, development partners and other agencies are providing projects and programs supporting the development of statistics. These agencies and their engagement are depicted in Appendix 1.</p> <p>There is limited buy-in and accountability on behalf of donors and development partners for regional coordination or financing for core statistics collections or for technical assistance.</p>	<ul style="list-style-type: none"> Strengthen capacity for regional governance and coordination of statistical development under the Strategic Framework. Develop and maintain a consolidated database/dashboard of donor and development partner investments and projects to support statistical collections and capability development that is visible to all stakeholders. Strengthen the DDPG's focus on region-wide and strategic-level coordination, informed by clearly identified capability development priorities. Strengthen the Forum Economic Ministers' Meeting (FEMM)/HoPS/PSSC focus on setting directions, priorities, and strategies. Advocate for the regional core statistics collections finance facility to support the conduct of regular scheduled core collections. Strengthen collaborations and partnerships between users and producers of official and administrative statistics, and national and regional organisations. 	<p>National and regional statistics governance and coordination is functioning effectively, see Figure 4.</p> <p>Donors and Development Partners coordinate their activities through the DDPG to minimise duplication of efforts and relieve pressure on NSOs.</p> <p>Required funding is available for the scheduled core statistical collections' programme and other statistical support activities.</p>

IMPLEMENTING THE STRATEGIC FRAMEWORK

PICT NSOs and their respective NSSs are at different levels of maturity and therefore require different approaches to supporting their further development; and all the approaches will require adequate resourcing in capacity, financing, and institutions.

As the End of TYPSS review states, this will require:

- "lite-touch" support for NSOs that are progressing well and need to consolidate;
- targeted support to some of the more advanced NSOs to assist them to move to a more strategic level of development and leadership, with more advanced data and for others to address specific gaps, and
- supplementation and substitution for smaller states.

All the approaches will require adequate financial, technical, and human resourcing. Through the DDPG, development partners, donors and financing agencies will need to coordinate their

technical assistance and financial support to eliminate duplication of effort and minimise respondent fatigue and the collection burden on NSOs.

Implementation should be guided by the following general principles that take account of the Pacific Way. Interventions should be:

Country focussed

- Country owned and driven by national priorities for data, statistics, and indicators
- Focused on the development of national statistical systems; and
- Inclusive of disadvantaged and/or vulnerable groups including women, children, the elderly and people living with a disability

Coordinated between technical partners, NSO/NSS, and funding agencies

- Integrated between PICT Governments and all partner agencies providing statistical assistance and/or financing to the region
- Coordinated between donors and development partners; between donors and NSOs; and between donors, development partners, and NSOs

Mutually supportive across the region

- Built on collective strengths for greater efficiency and cost-effectiveness
- Focused on innovation, common systems, and standards, and leveraging the benefits of change commensurate with Pacific needs and capabilities
- Regionally relevant and aligned with national and regional priorities
- Based on accountable and transparent partnerships in accordance with global conventions.

Based on relevant, reliable, timely, and accessible data

- Transparent and open, embracing visible planning and strategy through NSDS or the national equivalents.
- Committed to excellence and relevance, quality, reliability, timeliness, and accessibility of data and statistics
- Focused on clear and achievable outcomes through appropriate analysis and application of evidence for policy development

Sustainable yet responsive to change

- Built on certainty and agility in responding to emerging and emergency needs
- Founded on partnerships for data security and secure and sustainable funding

Adequately resourced and financed

- Supported by secure, long-term sustainable finance and resources, both domestic and external for the implementation and support of statistical activities.

Focused on monitoring, evaluation and learning

- Regularly reviewed (every three years as a minimum)
- Iterative and adaptative approaches will be initiated as required to meet changing circumstances and emerging developments.
- Monitored in line with the Strategic Results Framework.

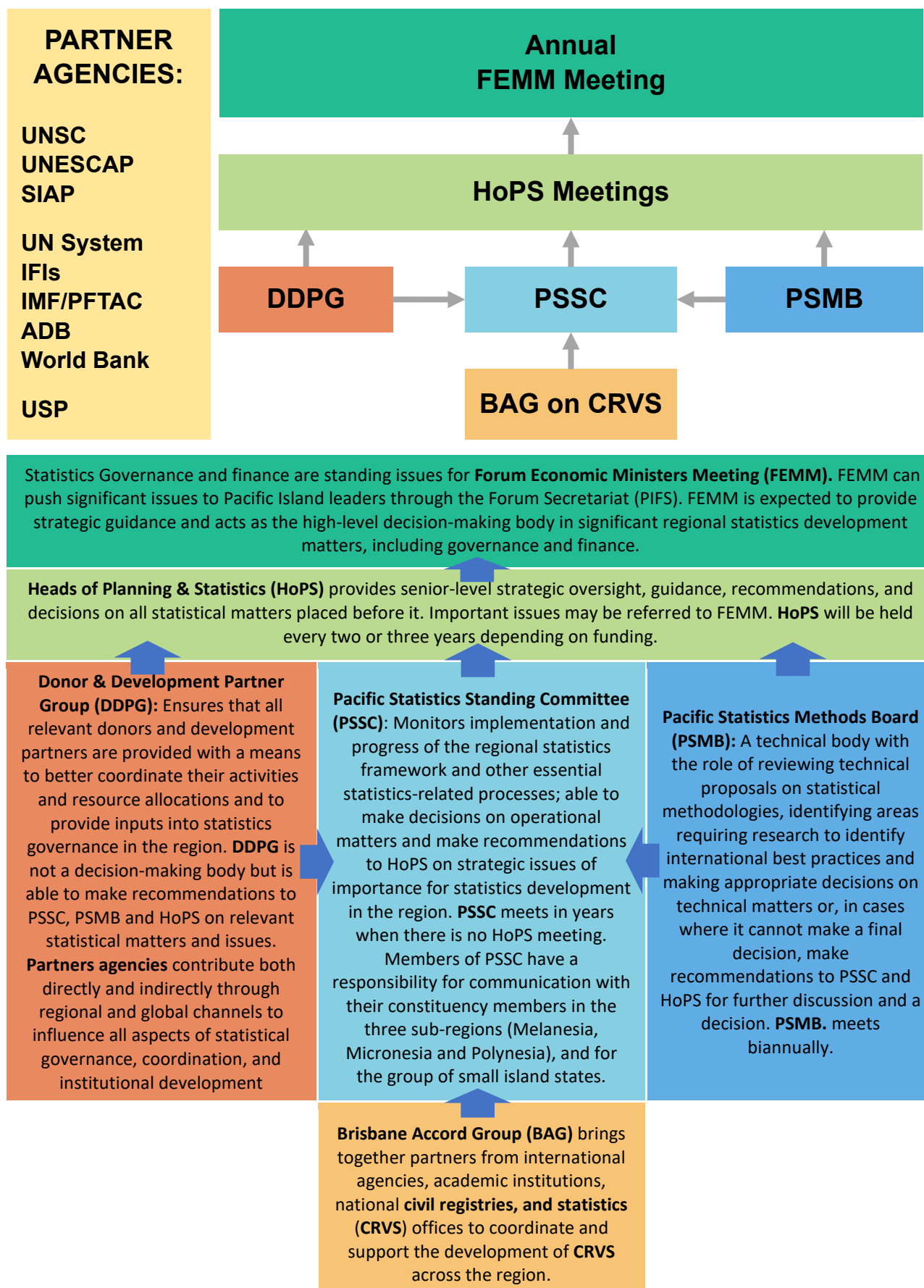


© SPC. Gaelle Le Gall

STATISTICAL GOVERNANCE & COORDINATION

The regional statistics governance system was established by the Heads of Planning and Statistics (HoPS) at the meeting in 2017. This hierarchy and structure of the statistical governance system engaged in the implementation and development of statistics and statistical systems in the region is depicted in Figure 3. The governance structure will oversee the implementation of the Strategic Framework, primarily through the FEMM/HoPS/PSSC nexus with PSMB providing the technical support for innovation and methodology matters, the DDPG providing a platform and channel for partner-to-partner and partner-to-NSO coordination, and the Brisbane Accord Group (BAG) to bring together the diversity of regional partners, academic and other institutions involved in improving Civil Registration and Vital Statistics (CRVS) in the region.

Figure 3: Hierarchy of Pacific Statistics Governance & Coordination

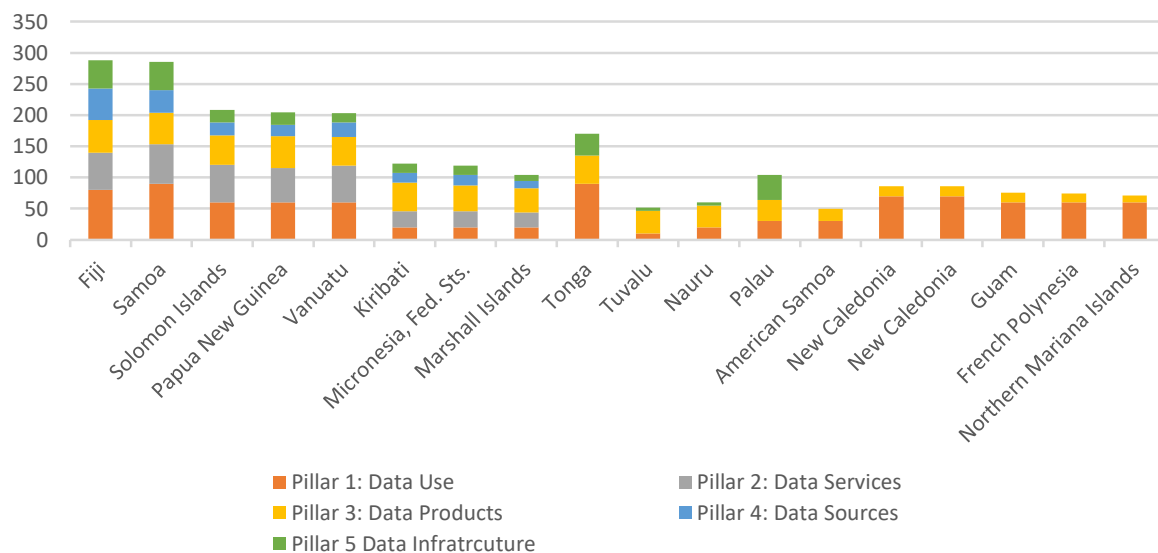


STRATEGIC RESULTS FRAMEWORK

The Strategic Results Framework sets out the Performance Targets and Indicators; the Data Sources and Reporting mechanisms and the Risks and Mitigations measures that will be required to ensure that the priorities and outcomes of the Strategic Framework are met. These reflect the high-level strategic issues that are likely to be faced in the implementation of the framework. Individual output and outcome risks will be addressed in the business plan of SDD and in the work plans of the partners, donors, and stakeholders contributing to the delivery of the specific components of the framework.

As a measure of statistical performance, the World Bank Statistical Performance Indicators (WBSPI) provides a comprehensive guide for future reference. Figure 4 illustrates however that only eight PICTs were fully rated for all five Pillars in 2019; four countries were assessed in three Pillars and the remaining six countries in two. See also Appendix 3. The WBSPI will be a key indicator of progress for the monitoring of capacity and capability in the Framework.

Figure 4: World Bank Statistical Performance indicators 2019



Strategic Results Framework

Vision: A region where all Pacific People benefit from the resilient and sustainable development of their societies, economies and environments through the use of more comprehensive, relevant, reliable, timely and accessible data to inform policy and evidence-based decision-making.

	Performance Targets and Indicators	Data Sources and Reporting Mechanisms	Risks	Mitigation Measures
	<ul style="list-style-type: none"> ▪ Increase in scope and coverage of Pacific indicators informing on: ▪ Enhanced development of society, economy, and environment as recorded in: <ol style="list-style-type: none"> (i) increase in HDI and SDGs in most PICTs. (ii) an increase in the real average annual per capita GDP for most of the 22 PICTs comparing 2022 and 2030; and (iii) improvement in timeliness, frequency, reliability, and accessibility of core national regional, and global development indicators demonstrating progress at a regional level. 	<ul style="list-style-type: none"> ▪ UNDP Human Development Report. ▪ IMF Article IV, ADB and World Bank Statistical Indicators. ▪ Core national SDG, climate change, environmental and gender indicators are more readily available and accessible. ▪ Poverty and livelihood indicators derived from HIES and Census Indicators are more readily available and accessible. 	<ul style="list-style-type: none"> ▪ External shocks – including continued impacts of the COVID-19 pandemic, climate change, other disasters, and global events. ▪ Staff turnover in NSOs undermines the effective implementation of the Framework. ▪ Inadequate resources for implementation of Framework activities and the conduct of core statistical collections can also undermine implementation and achievement of the Vision. 	<ul style="list-style-type: none"> ▪ Regional support systems

Outcome: Highly competent and sustainable national statistics systems that meet national and international statistics needs for evidence-based policy, planning and monitoring

	<ul style="list-style-type: none"> ▪ Increase in overall statistical capacity and capability and performance by Pacific NSOs. ▪ More sustainable development policy and associated institutions formulated, comparing average economic, structural, social inclusion and equity, environment, public sector management, and governance policies from 2022 to 2030. 	<ul style="list-style-type: none"> ▪ World Bank Statistical Performance Indicator (WBSPI) score, WBSPI score in 2030 compared with benchmark score for 2022. ▪ ADB biennial CPA scores from 2022 to 2030 for those PICTs where this is measured. ▪ Pacific SDGs & VNRs. ▪ Results of national assessments for CEDAW, CRC, Sendai, PLGED, etc. ▪ Existing sources collated by SDD Team 	<ul style="list-style-type: none"> ▪ PICT Governments fail to utilise available data and indicators to inform evidence-based policy and institutional reforms. ▪ Climate change, natural hazards and other external shocks adversely impact growth and development in PICTs and hinder data collections. 	<ul style="list-style-type: none"> ▪ Advocacy and support from donor and development partners. ▪ Promotion of data and statistics as essential development tools. ▪ Regional support and coordination systems.
--	--	--	--	---

PATHWAY 1: Statistical Production, Management and Use: KFA Outputs 1, 2, 3

	<ul style="list-style-type: none"> ▪ Stronger national capacities/capabilities as measured by an overall average improvement in the relevant components of the World Bank Statistical Performance Indicators for the 11 World Bank member countries. 	<ul style="list-style-type: none"> ▪ National indicators in NSO websites, and/or PDH.Stat database including: ▪ World Bank Statistical Performance Indicators covering 5 pillars and 14 dimensions. ▪ SDD, PSSC, PSMB, DDPG, BAG and HoPS meeting reports. 	<ul style="list-style-type: none"> ▪ NSOs are slow to implement recommendations and reforms identified in national NSDS ▪ High staff turnover in NSOs and data-using agencies. 	<ul style="list-style-type: none"> ▪ Advocacy, support and assistance from regional statistical partners, donors, and other stakeholders.
--	---	---	--	--

<ul style="list-style-type: none"> ▪ The number and scope of well-maintained sets of regionally aggregated core statistics and indicators in PDH.Stat, including on SDGs and other reporting commitments that are of high-quality, timely and reliable data disaggregated by income, gender, age, ethnicity, migratory status, disability, geographic location and other characteristics relevant in national contexts. ▪ Prioritised NSO and NSS work programmes implemented in accordance with the 5-year regional collections programme and aligned with National Development Plans/Strategies ▪ NSDS completed/updated for all PICT NSOs by 2030. ▪ Recommended statistical methodologies tailored to needs of NSOs and national policy formulation are introduced. ▪ Enhanced sharing and accessibility of microdata for bona fide research and analysis. 	<ul style="list-style-type: none"> ▪ ESCAP Economic Statistics reviews. ▪ Number and scope of SDG indicators and other selected socio-economic indicators being reported. ▪ Coverage of CRVS data and indicators on births and deaths ▪ Number and scope of licensed microdata sets available through the Pacific microdata library. 		
---	--	--	--

PATHWAY 2: Statistical Support Services: KFA Outputs 4, 5

<ul style="list-style-type: none"> ▪ Regional statistical governance arrangements support NSO needs. 	<ul style="list-style-type: none"> ▪ Number of data license agreements signed by SPC (SDD/PDH) with member countries NSOs. 	<ul style="list-style-type: none"> ▪ Limited buy-in and accountability on behalf of donors and development partners for regional coordination or financing for core statistics collections or for technical assistance. 	<ul style="list-style-type: none"> ▪ Advocate for the regional core statistics collections finance facility to support the conduct of regular scheduled core collections. ▪ Strengthen collaborations and partnerships between users and producers of official and administrative statistics, and national and regional organisations.
---	---	--	--

Inputs and Activities

<ul style="list-style-type: none"> ▪ Enhanced funding for national and regional statistical activities, including for census and survey data collections, analysis, and dissemination. ▪ Strengthened statistics and analytical staff capabilities, including staff training, staff 	<ul style="list-style-type: none"> ▪ NSO annual budgets. ▪ SDD annual reports. ▪ Paris21 annual reports. ▪ World Bank Statistical Performance Indicators. ▪ OECD DAC reports on ODA for statistics. 	<ul style="list-style-type: none"> ▪ PICT national and external donor funding is constrained by poor economic performance and budget limitations. 	<ul style="list-style-type: none"> ▪ Effective advocacy for statistics leading to increased and sustained funding support of PICT governments and donors and development partners.
---	--	--	---

	morale, other capacity and institutional development, and other associated recurrent expenditure and investments.	<ul style="list-style-type: none">▪ SPC Annual Progress Reports.		<ul style="list-style-type: none">▪ Donor and development partners statistics programmes are well-coordinated, complementary, and most efficient and cost-effective, and regional statistics governance hierarchy is effective.▪ Regional funding facility of core statistical collections is established and well supported by development partners.
--	---	--	--	--

APPENDIX 1: PRINCIPAL PARTNERS IN SELECTED AREAS OF PACIFIC STATISTICS DEVELOPMENT

Area of statistics work	Principal Partners
National Strategies for the Development of Statistics (NSDS)	SPC-SDD, PARIS21; ABS
Economic Statistics	
▪ National Accounts; Balance of Payments; Government Finance; Monetary statistics	PFTAC, IMF, ABS, ADB
▪ International Trade	SPC-SDD, ABS, STATS NZ, OCO, UNSD, UNCTAD, Melanesian Spearhead Group Secretariat, Pacer Plus Implementation Unit
▪ Prices	SPC-SDD, ABS, STATS NZ, IMF
▪ Other economic statistics (incl. Business Register & Ecommerce)	PFTAC, SPC-SDD, IMF, SPTO, South to South collaboration, ILO, UNESCAP, ADB; UNCTAD
Civil Registration and Vital Statistics (CRVS)	Brisbane Accord Group (BAG), SPC-SDD, ABS, UNESCAP
Compilation of data related to the 131 Pacific Roadmap SDG indicators; support to member countries' national voluntary reporting and regional sustainable development report	SPC-SDD, PIFS, UNESCAP, UNDP, UNICEF, UNFPA, FAO, ILO, World Bank, Pacific SDG Taskforce
National core household-based censuses and surveys	
▪ Population and Housing Census (PHC)	SPC-SDD, UNFPA, ABS (bilateral)
▪ Demographic change, migration and labour mobility	SPC-SDD, ILO, IOM, UNFPA,
▪ Household Income and Expenditure Survey (HIES)	SPC-SDD, FAO, ILO, World Bank
▪ Multiple Indicators Cluster Surveys (MICS), Demographic & Health Surveys (DHS) & Disability	UNICEF, UNFPA, SPC-SDD
▪ Agriculture Censuses and Surveys (AgrC)-(AgrS)	FAO, SPC-SDD
▪ Labour Force Survey (LFS)	ILO, SPC-SDD
Regional short-term statistics training and workshops (capacity & capability)	SPC-SDD, ESCAP, SIAP, UNITAR, UNGIST, potentially all development partners
Data management and dissemination	SPC-SDD, ABS, STATS NZ, OECD
Short-term attachments, Pacific junior professional development program and Peer-Peer exchange	STATS NZ, SPC-SDD, ABS
Long-term statistics courses and training	USP, other universities in Australia, New Zealand & PICTs
Regional statistics system leader and secretariat to PSMB, HOPS, PSSC, DDPG and BAG	SPC-SDD supported by regional partners, stakeholders and NSOs

APPENDIX 2: UN FUNDAMENTAL PRINCIPLES OF OFFICIAL STATISTICS

1. Data should be readily available
2. Agreed methods for data collection, processing, storage, and presentation
3. Adoption of accepted standards on sources, methods, and procedures
4. Open dialogue about statistics/data
5. Use quality sources: consider quality, timeliness, costs, respondent burden
6. Maintain confidentiality and use for statistical purposes only
7. Statistical legislation is public
8. Coordination between statistical agencies to achieve consistency and efficiency
9. Agreed statistical concepts, classifications, and methods
10. Cooperation in statistics contributes to the improvement of systems of official statistics in all countries

APPENDIX 3: THE FIVE PILLARS OF THE WORLD BANK STATISTICAL PERFORMANCE INDICATOR

PILLARS	DIMENSIONS				
Data Use (User Types)	Legislature	Executive	Civil Society	Academia	International Bodies
Data Services (Service Types)	Quality of Data Releases	Richness & Openness of Online Access	Effectiveness of Advisory & Analytical Services Related to Statistics		Availability & Use of Data Services
Data Products (Topics)	Social (SDG 1-6)	Economic (SDG 7-12)	Environmental (SDG 13-15)	Institution (SDG 16-17)	
Data Products (Topics)	Statistical Office (Censuses & Surveys)	Administrative Data	Geospatial Data	Private Sector Data/Citizen Generated Data	
Data Products (Topics)	Legislation & Governance	Standards & Methods	Skills	Partnership	Finance (Domestically & From Donors)

The World Bank Statistical Performance Indicators (WBSPI) is a framework of 5 pillars and 22 dimensions to assess the maturity of national statistical systems. The matrix above provides definitions of each pillar and dimension.

The approach taken to the development of the statistical performance indicator by the World Bank was to start with a *first* best framework and then try and find suitable indicators to help measure progress against that framework. This revealed a significant number of data gaps. In many critical areas of national statistical system performance, there were found to be no available data to construct measures. Of the framework's 22 dimensions, 14 have established methods and suitable data sources for a [current total of 51 indicators](#). But 8 of the dimensions do not yet have measurable indicators (lighter shades in the chart). This requires a substantial research agenda, requiring a wide range of countries, international agencies, and other organizations to work together to produce globally comparable, comprehensive, consistent, and transparent information about national statistical systems. While having data on all 22 dimensions would provide the most comprehensive look at a nation's statistical system, the data collected on the 14 dimensions can still highlight important gaps and achievements in statistical performance.

Source: [SPI \(worldbank.org\)](https://www.worldbank.org/SPI)

APPENDIX 4: SELECTED LIST OF GLOBAL AND REGIONAL CONVENTIONS, TREATIES AND AGREEMENTS WITH NATIONAL REPORTING AND INDICATOR REQUIREMENTS

	Agriculture	Community Development	Health, Welfare & Disability	Law & Justice	Public Admin.	Trade, Commerce & Industry	Tourism	Web-Link
Global Indicators								
Agenda 2030 Sustainable Development Goals	✓	✓	✓	✓	✓	✓	✓	https://sdgs.un.org/goals
Convention on the Elimination of all forms of Discrimination Against Women		✓	✓	✓				http://iknowpolitics.org/sites/default/files/indicators_chapter.pdf ; http://www.ohchr.org/Documents/ProfessionalInterest/cedaw.pdf
Convention of the Rights of the Child		✓	✓	✓				https://www.unicef.org/crc/ ; https://www.slideshare.net/ThomasMueller/indicators-for-childrens-rights
Sendai Framework for Disaster Risk Reduction	✓				✓	✓	✓	https://www.preventionweb.net/drr-framework/sendai-framework-monitor/indicators ; http://www.ifrc.org/docs/IDRL/Sendai_Framework_for_Disaster_Risk_Reduction_2015-2030.pdf
Paris Declaration and Addis Ababa Aid Effectiveness	✓	✓	✓	✓	✓	✓	✓	http://www.oecd.org/dac/effectiveness/34428351.pdf ; http://www.un.org/esa/ffd/ffd3/wp-content/uploads/sites/2/2015/07/Addis-Ababa-Action-Agenda-Draft-Outcome-Documents-7-July-2015.pdf
Paris Agreement of Climate Change	✓	✓	✓	✓	✓	✓	✓	https://unstats.un.org/unsd/ENVIRONMENT/envpdf/Issue39.pdf
Human Rights Conventions	✓	✓	✓	✓	✓	✓	✓	http://www.ohchr.org/Documents/Publications/Human_rights_indicators_en.pdf
World Bank Ease of Doing Business	✓					✓	✓	http://www.doingbusiness.org/rankings
The Worldwide Governance Indicators		✓		✓	✓			http://info.worldbank.org/governance/wgi/index.aspx#doc
Convention on Rights of Persons with Disabilities			✓					https://www.un.org/development/desa/disabilities/convention-on-the-rights-of-persons-with-disabilities.html
Pacific Regional Indicators								-
Pacific Roadmap for Sustainable Development (Pacific SDGs)	✓	✓	✓	✓	✓	✓	✓	https://www.forumsec.org/wp-content/uploads/2018/10/The-Pacific-Roadmap-for-Sustainable-Development.pdf
Samoa Pathway	✓	✓	✓	✓	✓	✓	✓	http://www.sids2014.org/index.php?menu=1537
Framework for Pacific Regionalism			✓		✓			https://www.forumsec.org/wp-content/uploads/2017/09/Framework-for-Pacific-Regionalism.pdf
Cairns Compact Peer Reviews					✓			https://www.forumsec.org/page/1/?s=peer+review

Voluntary National Reporting on Agenda 2030	✓	✓	✓	✓	✓	✓	✓	http://sdd.spc.int/en/news/latest-news/168-provisional-pacific-sustainable-development-indicators
Pacific Leaders Gender Equity Declaration		✓	✓	✓				https://www.forumsec.org/pacific-leaders-gender-equality-declaration-30-august-2012-rarotonga-cook-islands/ ; http://www.oecd.org/dac/gender-development/44952761.pdf
Regional Disability Action Plan	✓	✓	✓	✓	✓	✓	✓	http://monash.edu/education/research/projects/pacific-indie/docs/pacific-indie-guidelines-final-tagged-web.pdf ; http://www.unescapsdd.org/publications/escap-guide-disability-indicators-incheon-strategy
Healthy Island Monitoring Framework (Yanuca Declaration)		✓	✓					http://www.wpro.who.int/southpacific/pic_meeting/2017/documents/12thphmm_session01_himf_annex1_16aug.pdf
Network on Education Quality Monitoring in Asia-Pacific (NEQMAP)					✓			http://www.eqap.org.fj/
Regional CRVS Action Plan				✓	✓			http://www.getinthepicture.org/resource/guidelines-setting-and-monitoring-goals-and-targets-regional-action-framework-civil ; http://sdd.spc.int/en/sdd-programmes/pacific-crvs
Regional Agricultural Action Plan	✓							http://www.fao.org/3/a-i3586e.pdf
Regional Environment Action Plans	✓	✓	✓				✓	http://www.sprep.org/Pacific-Environment-Information-Network/regional-frameworks-and-strategies-director ; https://unstats.un.org/unsd/ENVIRONMENT/envpdf/Issue39.pdf
Convention for the Protection of the Natural Resources and Environment of the South Pacific Region (the ‘Noumea Convention’)	✓	✓					✓	https://www.forumsec.org/treaty-collection/
Pacific Agreement on Closer Economic Relations (PACER)	✓				✓	✓		https://www.forumsec.org/treaty-collection/
Pacific Islands Countries Trade Agreement (‘PICTA’)	✓				✓	✓	✓	https://www.forumsec.org/treaty-collection/
Framework for Resilient Development in the Pacific: An Integrated Approach to Address Climate Change and Disaster Risk Management (FRDP)	✓	✓	✓	✓	✓	✓	✓	https://www.pacificclimatechange.net/sites/default/files/documents/FRDP_2016_Resilient_Dev_pacific.pdf
Pacific Leaders Declaration on Climate Change Action	✓	✓	✓	✓	✓	✓	✓	http://sdg.iisd.org/news/pacific-leaders-adopt-declaration-on-climate-change-action/
ILO labour, employment & decent work in the Pacific	✓					✓	✓	http://www.ilo.org/suva/lang--en/index.htm
ADB Social Protection Indicator for the Pacific		✓			✓			https://data.adb.org/dataset/asian-development-bank-social-protection-indicator-spi-database
Pacific Possible 2040 (World Bank)	✓					✓	✓	http://www.worldbank.org/en/news/video/2017/09/06/in-the-pacific-what-is-possible
Bilateral & Multilateral Monitoring Frameworks	✓	✓	✓	✓	✓	✓	✓	-